



SEMINOLE COUNTY  
**Annual Drinking Water  
Quality Report** | **20  
23**





# Annual Drinking Water Quality Report-2023

Seminole County Utilities Department is pleased to present you with the 2023 Annual Drinking Water Quality Report. This report is designed to inform you about the quality water and services that we deliver to you every day. These results did not happen without the commitment and dedication of our team of licensed water operators whose goal is and always has been to provide to you a safe and dependable supply of drinking water. We want you to understand the efforts we make to continually improve the water treatment process and protect our water resources. We are proud to share this report, which is based on water quality testing through December 2023; you will find that we supply water that meets or exceeds all federal and state water quality regulations.

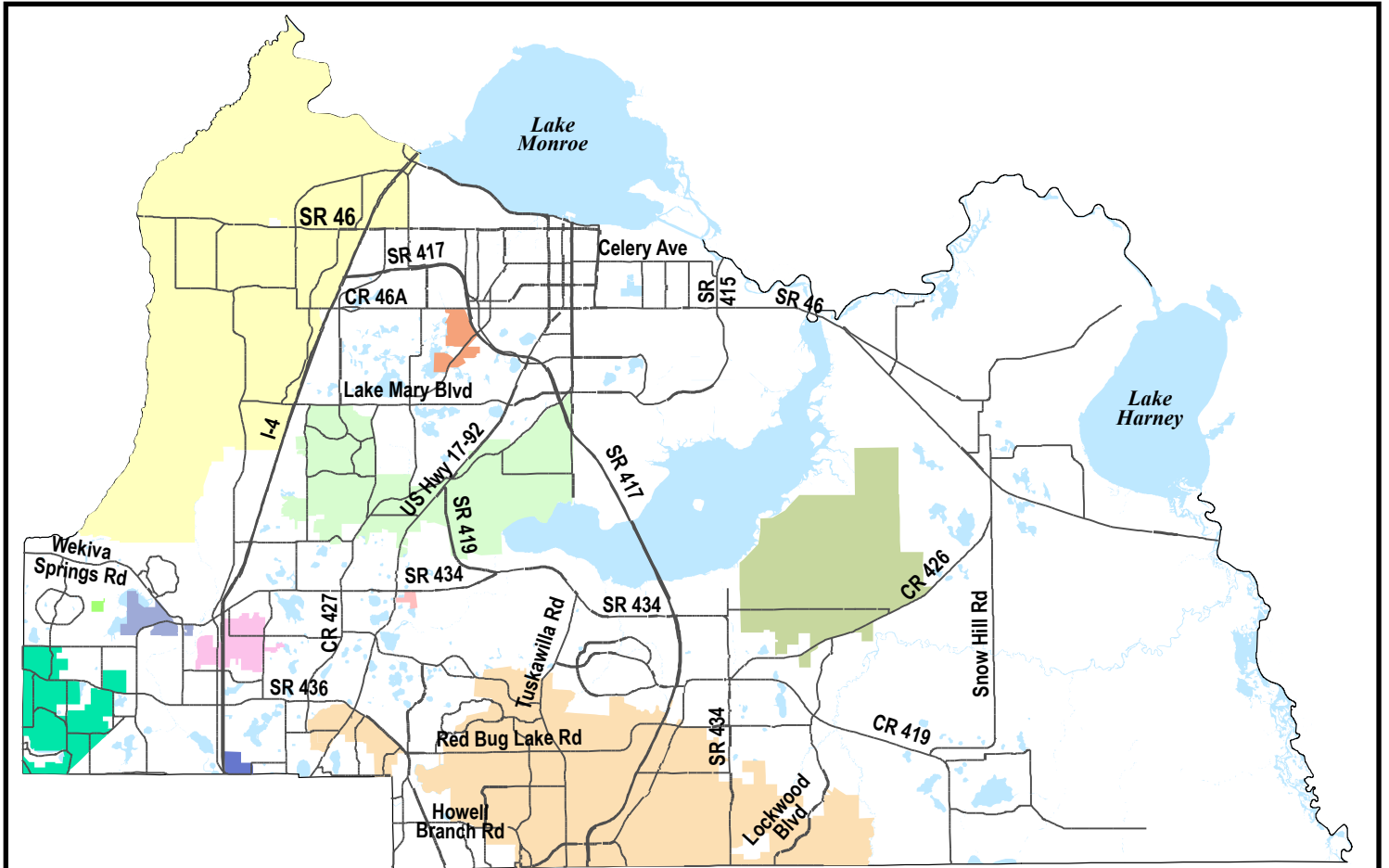
In an effort to reduce paper consumption and minimize the impact on our environment, we offer Our Water Quality Report electronically to all our customers. This report is divided into a service area map and 11 individual drinking water service area water quality reports. To determine your drinking water service area, please utilize the report's service area map and find the vicinity of your address; use the color-coded legend to determine your service area and go directly to that part of the report. Or feel free to peruse the water quality data for all drinking water service areas served by Seminole County. Seminole County residents are highly encouraged to register for emergency alerts through Alert Seminole by going to [www.alertseminole.org](http://www.alertseminole.org). Residents can sign up to receive emergency alerts via text, email, or voice call about a variety of potential public safety and environmental hazards such as Boil Water Notices.

If you would like a printed copy of this report mailed to your address, please contact Utilities Department Customer Service office at 407-665-2110 or email at [DrinkingWaterInfo@seminolecountyfl.gov](mailto:DrinkingWaterInfo@seminolecountyfl.gov) to request your copy.

Sincerely,

**Johnny Edwards, P.E.**  
Interim Director  
Seminole County Utilities Department

# Map of Water Service Areas



**Legend**

— Major Roads

**Seminole County Utilities - Water Service Areas**

<span style="display:inline-block; width:15px; height:15px; background-color: #FFC0CB; border: 1px solid black;"></span> APPLE VALLEY	<span style="display:inline-block; width:15px; height:15px; background-color: #90EE90; border: 1px solid black;"></span> LAKE BRANTLEY	<span style="display:inline-block; width:15px; height:15px; background-color: #FFDAB9; border: 1px solid black;"></span> SOUTHEAST
<span style="display:inline-block; width:15px; height:15px; background-color: #90EE90; border: 1px solid black;"></span> BLACK HAMMOCK	<span style="display:inline-block; width:15px; height:15px; background-color: #6666FF; border: 1px solid black;"></span> MEREDITH MANOR	<span style="display:inline-block; width:15px; height:15px; background-color: #00FF99; border: 1px solid black;"></span> SOUTHWEST
<span style="display:inline-block; width:15px; height:15px; background-color: #FFA500; border: 1px solid black;"></span> CHASE GROVES	<span style="display:inline-block; width:15px; height:15px; background-color: #90EE90; border: 1px solid black;"></span> NORTHEAST	<span style="display:inline-block; width:15px; height:15px; background-color: #FFC0CB; border: 1px solid black;"></span> SUNSHADOWS
<span style="display:inline-block; width:15px; height:15px; background-color: #4169E1; border: 1px solid black;"></span> DRUID HILLS	<span style="display:inline-block; width:15px; height:15px; background-color: #FFFF00; border: 1px solid black;"></span> NORTHWEST	

## Drinking Water Quality Report-Apple Valley Service Area 2023



We are pleased to present you this year's Annual Water Quality Report. This report is designed to inform you about the quality water and services we deliver to you every day. Our constant goal is to provide you with a safe and dependable supply of drinking water. We want you to understand the efforts we make to continually improve the water treatment process and protect our water resources. We are committed to ensuring the quality of your water. The Floridan Aquifer is the water source for the Apple Valley Service Area (PWS #3590039) which is obtained from ground water wells, aerated to remove hydrogen sulfide, chlorinated for disinfection, fluoridated for dental purposes and orthophosphate is added for corrosion control. If you have any questions about this report or concerning your water utility, please contact Seminole County Utilities Department at 407-665-2110.



Seminole County Utilities Department routinely monitors for contaminants in your drinking water according to Federal and State laws, rules, and regulations. Except where indicated otherwise, this report is based on the results of our monitoring for the period of January 1 to December 31, 2023. Data obtained before January 1, 2023 and presented in this report are from the most recent testing done in accordance with the laws, rules, and regulations.

### Source Water Assessment Plan

In 2023, the Department of Environmental Protection performed a Source Water Assessment on the City of Altamonte Springs, PWS #3590026, from whom we purchase your drinking water. The assessment was conducted to provide information about any potential sources of contamination in the vicinity of their wells. There are five (5) potential sources of contamination identified for this system with low susceptibility levels. The assessment results are available on the FDEP Source Water Assessment and Protection Program website at [SWAPP \(state.fl.us\)](http://SWAPP.state.fl.us).

### EPA Would Like You to Know

The sources of drinking water (both tap water and bottled water) include rivers, lakes, streams, ponds, reservoirs, springs, and wells. As water travels over the surface of the land or through the ground, it dissolves naturally occurring minerals and, in some cases, radioactive material, and can pick up substances resulting from the presence of animals or from human activity.

Contaminants that may be present in source water include:

- (A) Microbial contaminants, such as viruses and bacteria, which may come from sewage treatment plants, septic systems, agricultural livestock operations, and wildlife.
- (B) *Inorganic contaminants*, such as salts and metals, which can be naturally-occurring or result from urban stormwater runoff, industrial or domestic wastewater discharges, oil and gas production, mining, or farming.
- (C) *Pesticides and herbicides*, which may come from a variety of sources such as agriculture, urban stormwater runoff, and residential uses.
- (D) *Organic chemical contaminants*, including synthetic and volatile organic chemicals, which are by-products of industrial processes and petroleum production, and can also come from gas stations, urban stormwater runoff, and septic systems.
- (E) *Radioactive contaminants*, which can be naturally occurring or be the result of oil and gas production and mining activities

In order to ensure that tap water is safe to drink, the EPA prescribes regulations, which limit the amount of certain contaminants in water provided by public water systems. The Food and Drug Administration (FDA) regulations establish limits for contaminants in bottled water, which must provide the same protection for public health.

Drinking water, including bottled water, may reasonably be expected to contain at least small amounts of some contaminants. The presence of contaminants does not necessarily indicate that the water poses a health risk. More information about contaminants and potential health effects can be obtained by calling the Environmental Protection Agency's Safe Drinking Water Hotline at 1-800-426-4791.

Some people may be more vulnerable to contaminants in drinking water than the general population. Immuno-compromised persons such as persons with cancer undergoing chemotherapy, persons who have undergone organ transplants, people with HIV/AIDS or other immune system disorders, some elderly, and infants can be particularly at risk from infections. These people should seek advice about drinking water from their health care providers. EPA/CDC guidelines on appropriate means to lessen the risk of infection by *Cryptosporidium* and other microbiological contaminants are available from the Safe Drinking Water Hotline (800-426-4791).

If present, elevated levels of lead can cause serious health problems, especially for pregnant women and young children. Lead in drinking water is primarily from materials and components associated with service lines and home plumbing. Seminole County Utilities Department is responsible for providing high quality drinking water but cannot control the variety of materials used in plumbing components. When your water has been sitting for several hours, you can minimize the potential for lead exposure by flushing your tap for 30 seconds to 2 minutes before using water for drinking or cooking. If you are concerned about lead in your water, you may wish to have your water tested. Information on lead in drinking water, testing methods, and steps you can take to minimize exposure is available from the Safe Drinking Water Hotline or at <http://www.epa.gov/safewater/lead>.



Sign up for e-billing now at [www.seminolecountyfl.gov](http://www.seminolecountyfl.gov)



**SIGN UP  
FOR AN  
IRRIGATION  
EVALUATION  
TODAY**



## **FIX THAT LEAKY FAUCET OR TOILET!**

Leaks can account for, on average, 10,000 gallons of water wasted in the home every year, which is enough to fill a backyard swimming pool!

## **WATERING RESTRICTION SCHEDULE**

**EVEN HOUSE #'S THURSDAY AND SUNDAY**

**ODD HOUSE #'S WEDNESDAY AND SATURDAY**

**NON-RESIDENTIAL TUESDAY AND FRIDAY**

**RECLAIM CUSTOMERS**

**TWO DAYS PER WEEK**



## **Terms and Abbreviations**

**Action Level (AL):** The concentration of a contaminant which, if exceeded, triggers treatment or other requirements that a water system must follow.

**Maximum Contaminant Level or MCL:** The highest level of a contaminant that is allowed in drinking water. MCLs are set as close to the MCLGs as feasible using the best available treatment technology.

**Maximum Contaminant Level Goal or MCLG:** The level of a contaminant in drinking water below which there is no known or expected risk to health. MCLGs allow for a margin of safety.

**Maximum residual disinfectant level or MRDL:** The highest level of a disinfectant allowed in drinking water. There is convincing evidence that addition of a disinfectant is necessary for control of microbial contaminants.

**Maximum residual disinfectant level goal or MRDLG:** The level of a drinking water disinfectant below which there is no known or expected risk to health. MRDLGs do not reflect the benefits of the use of disinfectants to control microbial contaminants.

**"ND"** means not detected and indicates that the substance was not found by laboratory analysis.

**Parts per billion (ppb) or Micrograms per liter ( $\mu\text{g}/\text{l}$ ):** one part by weight of analyte to 1 billion parts by weight of the water sample.

**Parts per million (ppm) or Milligrams per liter ( $\text{mg}/\text{l}$ ):** one part by weight of analyte to 1 million parts by weight of the water sample.

**Picocurie per liter (pCi/L):** measure of the radioactivity in water.

**Treatment Technique (TT):** A required process intended to reduce the level of a contaminant in drinking water.

## Apple Valley Service Area WATER QUALITY RESULTS

### Apple Valley Consecutive Water System - PWS ID# 3590039

#### Inorganic Contaminants

Results in the Level Detected column for inorganic contaminants are the highest average at any of the sampling points or the highest detected level at any sampling point, depending on the sampling frequency.

Contaminant and Unit of Measurement	Date of Sampling (mo/yr)	MCL Violation Y/N	Level Detected	Range of Results	MCLG	MCL	Likely Source of Contamination
<b>Barium (ppm)</b> <i>City of Altamonte Springs</i>	05/23	N	0.0086	0.0058 - 0.0086	2	2	Discharge of drilling wastes; discharge from metal refineries; erosion of natural deposits
<b>Fluoride (ppm)</b> <i>City of Altamonte Springs</i>	05/23	N	0.62	0.61 - 0.62	4	4	Erosion of natural deposits; discharge from fertilizer and aluminum factories. Water additive which promotes strong teeth when at optimum level of 0.7 ppm
<b>Lead (point of entry) (ppb)</b> <i>City of Altamonte Springs</i>	05/23	N	0.001	0.00022 - 0.0010	0	0.015	Residue from man-made pollution such as auto emissions and paint; lead pipe, casing, and solder
<b>Nickel (ppb)</b> <i>City of Altamonte Springs</i>	05/23	N	0.0030	0.0024 - 0.0030	N/A	0.1	Pollution from mining and refining operations. Natural occurrence in soil.
<b>Sodium (ppm)</b> <i>City of Altamonte Springs</i>	05/23	N	14.6	9.1 - 14.6	N/A	160	Salt water intrusion, leaching from soil

#### Volatile Organic Contaminants

Results in the Level Detected column for volatile organic contaminants are the highest average at any of the sampling points or the highest detected level at any sampling point, depending on the sampling frequency.

Contaminant and Unit of Measurement	Date of Sampling (mo/yr)	MCL Violation Y/N	Level Detected	Range of Results	MCLG	MCL	Likely Source of Contamination
<b>Dichloromethane (ppb)</b> <i>City of Altamonte Springs</i>	05/23 - 07/23	N	0.82	ND - 0.82	0	5	Discharge from pharmaceutical and chemical factories

#### Stage 1 Disinfectants/Disinfection By-Products

For chlorine, the level detected is the highest running annual average (RAA), computed quarterly, of monthly averages of all samples collected. The range of results is the range of results of all individual samples collected during the past year.

Contaminant and Unit of Measurement	Date of Sampling (mo/yr)	MCL Violation Y/N	Level Detected	Range of Results	MCLG or MRDLG	MCL or MRDL	Likely Source of Contamination
<b>Chlorine (ppm)</b> <i>Seminole County</i>	01/23 - 12/23	N	1.31	0.44 - 1.72	MRDLG = 4	MRDL = 4.0	Water additive used to control microbes
<i>City of Altamonte Springs</i>	01/23 - 12/23	N	1.10	0.5 - 1.10			

#### Stage 2 Disinfectants/Disinfection By-Products

\* For Haloacetic Acids (HAA5) or Total Trihalomethanes (TTHM), the level detected is the highest detected level at any sampling point. Range of Results is the range of individual sample results (lowest to highest) for all monitoring locations.

\*\* For Haloacetic Acids (HAA5) or Total Trihalomethanes (TTHM), the level detected is the highest locational running annual average (LRAA). Range of Results is the range of individual samples results (lowest to highest) for all monitoring locations.

Contaminant and Unit of Measurement	Date of Sampling (mo/yr)	MCL Violation Y/N	Level Detected	Range of Results	MCLG or MRDLG	MCL or MRDL	Likely Source of Contamination
<b>Haloacetic Acids (five) (HAA5) (ppb)</b> <i>Seminole County</i>	07/23	N	18.92*	16.20 - 18.92	NA	MCL = 60	By-product of drinking water disinfection
<i>City of Altamonte Springs</i>	01/23 - 10/23	N	29.7**	10.8 - 36.5			
<b>Total Trihalomethanes (TTHM) (ppb)</b> <i>Seminole County</i>	07/23	N	36.36*	33.34 - 36.36	NA	MCL = 80	By-product of drinking water disinfection
<i>City of Altamonte Springs</i>	01/23 - 10/23	N	61.1**	18.8 - 81.0			

#### Lead and Copper (Tap Water)

<b>Copper (tap water) (ppm)</b> <i>Seminole County</i>	06/21	N	0.17	0	1.3	1.3	Corrosion of household plumbing systems; erosion of natural deposits; leaching from wood preservatives
---	-------	---	------	---	-----	-----	--

## Drinking Water Quality Report-Black Hammock Service Area 2023



We are pleased to present you this year's Annual Water Quality Report. This report is designed to inform you about the quality water and services we deliver to you every day. Our constant goal is to provide you with a safe and dependable supply of drinking water. We want you to understand the efforts we make to continually improve the water treatment process and protect our water resources. We are committed to ensuring the quality of your water. The Floridan Aquifer is the water source for the Black Hammock Consecutive Service Area (PWS #3594186) which is obtained from ground water wells, Carbon Dioxide is used to adjust the pH, sent thru aeration towers to remove hydrogen sulfide, chloraminated for disinfection, and then fluoridated for dental health purposes. If you have any questions about this report or concerning your water utility, please contact Seminole County Utilities Department at 407-665-2110.



Seminole County Utilities Department routinely monitors for contaminants in your drinking water according to Federal and State laws, rules, and regulations. Except where indicated otherwise, this report is based on the results of our monitoring for the period of January 1 to December 31, 2023. Data obtained before January 1, 2023 and presented in this report are from the most recent testing done in accordance with the laws, rules, and regulations

### Source Water Assessment Plan

In 2023, the Department of Environmental Protection performed a Source Water Assessment on City of Oviedo, PWS #3590970, from whom we purchase your drinking water. The assessment was conducted to provide information about any potential sources of contamination in the vicinity of their wells. There are six (6) potential sources of contamination identified for this system with low to moderate susceptibility levels. The assessment results are available on the FDEP Source Water Assessment and Protection Program website at [www.dep.state.fl.us/swapp](http://www.dep.state.fl.us/swapp).

### EPA Would Like You to Know

The sources of drinking water (both tap water and bottled water) include rivers, lakes, streams, ponds, reservoirs, springs, and wells. As water travels over the surface of the land or through the ground, it dissolves naturally occurring minerals and, in some cases, radioactive material, and can pick up substances resulting from the presence of animals or from human activity.

Contaminants that may be present in source water include:

- (A) *Microbial contaminants*, such as viruses and bacteria, which may come from sewage treatment plants, septic systems, agricultural livestock operations, and wildlife.
- (B) *Inorganic contaminants*, such as salts and metals, which can be naturally-occurring or result from urban stormwater runoff, industrial or domestic wastewater discharges, oil and gas production, mining, or farming.
- (C) *Pesticides and herbicides*, which may come from a variety of sources such as agriculture, urban stormwater runoff, and residential uses.
- (D) *Organic chemical contaminants*, including synthetic and volatile organic chemicals, which are by-products of industrial processes and petroleum production, and can also come from gas stations, urban stormwater runoff, and septic systems.
- (E) *Radioactive contaminants*, which can be naturally occurring or be the result of oil and gas production and mining activities.

In order to ensure that tap water is safe to drink, the EPA prescribes regulations, which limit the amount of certain contaminants in water provided by public water systems. The Food and Drug Administration (FDA) regulations establish limits for contaminants in bottled water, which must provide the same protection for public health.

Drinking water, including bottled water, may reasonably be expected to contain at least small amounts of some contaminants. The presence of contaminants does not necessarily indicate that the water poses a health risk. More information about contaminants and potential health effects can be obtained by calling the Environmental Protection Agency's Safe Drinking Water Hotline at 1-800-426-4791.

Some people may be more vulnerable to contaminants in drinking water than the general population. Immuno-compromised persons such as persons with cancer undergoing chemotherapy, persons who have undergone organ transplants, people with HIV/AIDS or other immune system disorders, some elderly, and infants can be particularly at risk from infections. These people should seek advice about drinking water from their health care providers. EPA/CDC guidelines on appropriate means to lessen the risk of infection by *Cryptosporidium* and other microbiological contaminants are available from the Safe Drinking Water Hotline (800-426-4791).

If present, elevated levels of lead can cause serious health problems, especially for pregnant women and young children. Lead in drinking water is primarily from materials and components associated with service lines and home plumbing. Seminole County Utilities Department is responsible for providing high quality drinking water but cannot control the variety of materials used in plumbing components. When your water has been sitting for several hours, you can minimize the potential for lead exposure by flushing your tap for 30 seconds to 2 minutes before using water for drinking or cooking. If you are concerned about lead in your water, you may wish to have your water tested. Information on lead in drinking water, testing methods, and steps you can take to minimize exposure is available from the Safe Drinking Water Hotline or at <http://www.epa.gov/safewater/lead>.



**GO GREEN**

Sign up for e-billing now at [www.seminolecountyfl.gov](http://www.seminolecountyfl.gov)



**SIGN UP FOR AN IRRIGATION EVALUATION TODAY**



**FIX THAT LEAKY FAUCET OR TOILET!**

Leaks can account for, on average, 10,000 gallons of water wasted in the home every year, which is enough to fill a backyard swimming pool!


**WATERING RESTRICTION SCHEDULE**

**EVEN HOUSE #'S THURSDAY AND SUNDAY**

**ODD HOUSE #'S WEDNESDAY AND SATURDAY**

**NON-RESIDENTIAL TUESDAY AND FRIDAY**

**RECLAIM CUSTOMERS TWO DAYS PER WEEK**



## Terms and Abbreviations

**Action Level (AL):** The concentration of a contaminant which, if exceeded, triggers treatment or other requirements that a water system must follow.

**Maximum Contaminant Level or MCL:** The highest level of a contaminant that is allowed in drinking water. MCLs are set as close to the MCLGs as feasible using the best available treatment technology.

**Maximum Contaminant Level Goal or MCLG:** The level of a contaminant in drinking water below which there is no known or expected risk to health. MCLGs allow for a margin of safety.

**Maximum residual disinfectant level or MRDL:** The highest level of a disinfectant allowed in drinking water. There is convincing evidence that addition of a disinfectant is necessary for control of microbial contaminants.

**Maximum residual disinfectant level goal or MRDLG:** The level of a drinking water disinfectant below which there is no known or expected risk to health. MRDLGs do not reflect the benefits of the use of disinfectants to control microbial contaminants.

**“ND”** means not detected and indicates that the substance was not found by laboratory analysis.

**Parts per billion (ppb) or Micrograms per liter (µg/l):** one part by weight of analyte to 1 billion parts by weight of the water sample.

**Parts per million (ppm) or Milligrams per liter (mg/l):** one part by weight of analyte to 1 million parts by weight of the water sample.

**Picocurie per liter (pCi/L):** measure of the radioactivity in water.

**Treatment Technique (TT):** A required process intended to reduce the level of a contaminant in drinking water.



## Black Hammock Service Area WATER QUALITY RESULTS

### Black Hammock Consecutive Water System (PWS ID# 3594186)

#### Radioactive Contaminants

Results in the Level Detected column for radioactive contaminants are the highest average at any of the sampling points or the highest detected level at any sampling point, depending on the sampling frequency.

Contaminant and Unit of Measurement	Date of Sampling (mo/yr)	MCL Violation Y/N	Level Detected	Range of Results	MCLG	MCL	Likely Source of Contamination
Radium 226 (pCi/L) <i>City of Oviedo</i>	7/23	N	1.3	1.3	0	5	Erosion of natural deposits

#### Inorganic Contaminants

Results in the Level Detected column for inorganic contaminants are the highest average at any of the sampling points or the highest detected level at any sampling point, depending on the sampling frequency.

Contaminant and Unit of Measurement	Date of Sampling (mo/yr)	MCL Violation Y/N	Level Detected	Range of Results	MCLG	MCL	Likely Source of Contamination
Barium (ppm) <i>City of Oviedo</i>	07/23	N	0.11	0.11	2	2	Discharge of drilling wastes; discharge from metal refineries; erosion of natural deposits
Fluoride (ppm) <i>City of Oviedo</i>	07/23	N	0.69	0.69	4	4	Erosion of natural deposits; discharge from fertilizer and aluminum factories. Water additive which promotes strong teeth when at optimum level of 0.7 ppm
Nitrite (as Nitrogen ppm) <i>City of Oviedo</i>	07/23	N	0.069	0.069	1	1	Runoff from fertilizer use; leaching from septic tanks, sewage; erosion of natural deposits
Nitrate (as Nitrogen ppm) <i>City of Oviedo</i>	07/23	N	0.11	0.11	10	10	Runoff from fertilizer use; leaching from septic tanks, sewage; erosion of natural deposits

#### Stage 1 Disinfectant/Disinfection By-Product

For chloramines, the level detected is the highest running annual average (RAA), computed quarterly, of monthly averages of all samples collected. The range of results is the range of results of all individual samples collected during the past year.

Contaminant and Unit of Measurement	Date of Sampling (mo/yr)	MCL Violation Y/N	Level Detected	Range of Results	MCLG or MRDLG	MCL or MRDL	Likely Source of Contamination
Chloramines (ppm) <i>Seminole County</i> <i>City of Oviedo</i>	01/23 - 12/23 01/23 - 12/23	N N	2.55 2.28	0.93 - 2.82 0.6 - 3.4	MRDLG = 4	MRDL = 4.0	Water additive used to control microbes

#### Stage 2 Disinfectants/Disinfection By-Products

For Haloacetic Acids (HAAS) or Total Trihalomethanes (TTHM), the level detected is the highest detected level at any sampling point. Range of Results is the range of individual sample results (lowest to highest) for all monitoring locations.

Contaminant and Unit of Measurement	Date of Sampling (mo/yr)	MCL Violation Y/N	Level Detected	Range of Results	MCLG or MRDLG	MCL or MRDL	Likely Source of Contamination
Haloacetic Acids (five) (HAAS) (ppb) <i>Seminole County</i> <i>City of Oviedo</i>	08/23	N	16.23	16.23	NA	MCL = 60	By-product of drinking water disinfection
	05/23	N	23.91	18.92 - 23.91			
Total Trihalomethanes (TTHM) (ppb) <i>Seminole County</i> <i>City of Oviedo</i>	08/23	N	21.62	21.62	NA	MCL = 80	By-product of drinking water disinfection
	05/23	N	19.72	17.41 - 19.72			

#### Lead and Copper (Tap Water)

Contaminant and Unit of Measurement	Date of Sampling (mo/yr)	AL Violation Y/N	90th Percentile Result	Number of sampling sites exceeding the AL	MCLG	AL	Likely Source of Contamination
Copper (tap water) (ppm) <i>Seminole County</i>	06/21	N	0.31	0	1.3	1.3	Corrosion of household plumbing systems; erosion of natural deposits; leaching from wood preservatives
Lead (tap water) (ppb) <i>Seminole County</i>	06/21	N	5.6	0	0	15	Corrosion of household plumbing systems, erosion of natural deposits

## Drinking Water Quality Report-Chase Groves Consecutive Service Area 2023



We are pleased to present you this year's Annual Water Quality Report. This report is designed to inform you about the quality water and services we deliver to you every day. Our constant goal is to provide you with a safe and dependable supply of drinking water. We want you to understand the efforts we make to continually improve the water treatment process and protect our water resources. We are committed to ensuring the quality of your water. The Floridan Aquifer is the water source for the Chase Groves Consecutive Service Area (PWS #3594214) which is obtained from ground water wells and is chlorinated for disinfection purposes and then fluoridated for dental health purposes. Polyphosphate is added for corrosion control. If you have any questions about this report or concerning your water utility, please contact Seminole County Utilities Department at 407-665-2110.



Seminole County Utilities Department routinely monitors for contaminants in your drinking water according to Federal and State laws, rules, and regulations. Except where indicated otherwise, this report is based on the results of our monitoring for the period of January 1 to December 31, 2023. Data obtained before January 1, 2023 and presented in this report are from the most recent testing done in accordance with the laws, rules, and regulations.

### Source Water Assessment Plan

In 2023, the Department of Environmental Protection performed a Source Water Assessment on City of Sanford, PSW #3590205, from whom we purchase your drinking water. The assessment was conducted to provide information about any potential sources of contamination in the vicinity of their wells. There are eleven (11) potential sources of contamination identified for this system with low to moderate susceptibility levels. The assessment results are available on the FDEP Source Water Assessment and Protection Program website at [www.dep.state.fl.us/swapp](http://www.dep.state.fl.us/swapp).

### EPA Would Like You to Know

The sources of drinking water (both tap water and bottled water) include rivers, lakes, streams, ponds, reservoirs, springs, and wells. As water travels over the surface of the land or through the ground, it dissolves naturally occurring minerals and, in some cases, radioactive material, and can pick up substances resulting from the presence of animals or from human activity.

Contaminants that may be present in source water include:

- (A) Microbial contaminants, such as viruses and bacteria, which may come from sewage treatment plants, septic systems, agricultural livestock operations, and wildlife.
- (B) *Inorganic contaminants*, such as salts and metals, which can be naturally-occurring or result from urban stormwater runoff, industrial or domestic wastewater discharges, oil and gas production, mining, or farming.
- (C) *Pesticides and herbicides*, which may come from a variety of sources such as agriculture, urban stormwater runoff, and residential uses.
- (D) *Organic chemical contaminants*, including synthetic and volatile organic chemicals, which are by-products of industrial processes and petroleum production, and can also come from gas stations, urban stormwater runoff, and septic systems.
- (E) *Radioactive contaminants*, which can be naturally occurring or be the result of oil and gas production and mining activities.

In order to ensure that tap water is safe to drink, the EPA prescribes regulations, which limit the amount of certain contaminants in water provided by public water systems. The Food and Drug Administration (FDA) regulations establish limits for contaminants in bottled water, which must provide the same protection for public health.

Drinking water, including bottled water, may reasonably be expected to contain at least small amounts of some contaminants. The presence of contaminants does not necessarily indicate that the water poses a health risk. More information about contaminants and potential health effects can be obtained by calling the Environmental Protection Agency's Safe Drinking Water Hotline at 1-800-426-4791.

Some people may be more vulnerable to contaminants in drinking water than the general population. Immuno-compromised persons such as persons with cancer undergoing chemotherapy, persons who have undergone organ transplants, people with HIV/AIDS or other immune system disorders, some elderly, and infants can be particularly at risk from infections. These people should seek advice about drinking water from their health care providers. EPA/CDC guidelines on appropriate means to lessen the risk of infection by *Cryptosporidium* and other microbiological contaminants are available from the Safe Drinking Water Hotline (800-426-4791).

If present, elevated levels of lead can cause serious health problems, especially for pregnant women and young children. Lead in drinking water is primarily from materials and components associated with service lines and home plumbing. Seminole County Utilities Department is responsible for providing high quality drinking water but cannot control the variety of materials used in plumbing components. When your water has been sitting for several hours, you can minimize the potential for lead exposure by flushing your tap for 30 seconds to 2 minutes before using water for drinking or cooking. If you are concerned about lead in your water, you may wish to have your water tested. Information on lead in drinking water, testing methods, and steps you can take to minimize exposure is available from the Safe Drinking Water Hotline or at <http://www.epa.gov/safewater/lead>.



**GO GREEN**

Sign up for e-billing now at [www.seminolecountyfl.gov](http://www.seminolecountyfl.gov)



**SIGN UP FOR AN IRRIGATION EVALUATION TODAY**



**FIX THAT LEAKY FAUCET OR TOILET!**

Leaks can account for, on average, 10,000 gallons of water wasted in the home every year, which is enough to fill a backyard swimming pool!

**WATERING RESTRICTION SCHEDULE**

**EVEN HOUSE #'S THURSDAY AND SUNDAY**

**ODD HOUSE #'S WEDNESDAY AND SATURDAY**

**NON-RESIDENTIAL TUESDAY AND FRIDAY**

**RECLAIM CUSTOMERS TWO DAYS PER WEEK**



## Terms and Abbreviations

**Action Level (AL):** The concentration of a contaminant which, if exceeded, triggers treatment or other requirements that a water system must follow.

**Maximum Contaminant Level or MCL:** The highest level of a contaminant that is allowed in drinking water. MCLs are set as close to the MCLGs as feasible using the best available treatment technology.

**Maximum Contaminant Level Goal or MCLG:** The level of a contaminant in drinking water below which there is no known or expected risk to health. MCLGs allow for a margin of safety.

**Maximum residual disinfectant level or MRDL:** The highest level of a disinfectant allowed in drinking water. There is convincing evidence that addition of a disinfectant is necessary for control of microbial contaminants.

**Maximum residual disinfectant level goal or MRDLG:** The level of a drinking water disinfectant below which there is no known or expected risk to health. MRDLGs do not reflect the benefits of the use of disinfectants to control microbial contaminants.

“ND” means not detected and indicates that the substance was not found by laboratory analysis.

**Parts per billion (ppb) or Micrograms per liter (µg/l):** one part by weight of analyte to 1 billion parts by weight of the water sample.

**Parts per million (ppm) or Milligrams per liter (mg/l):** one part by weight of analyte to 1 million parts by weight of the water sample.

**Picocurie per liter (pCi/L):** measure of the radioactivity in water.

**Treatment Technique (TT):** A required process intended to reduce the level of a contaminant in drinking water.

## Chase Groves Service Area WATER QUALITY RESULTS

### Chase Groves Consecutive Water System - PWS ID# 3594214

#### Radioactive Contaminants

Results in the Level Detected column for radioactive contaminants are the highest average at any of the sampling points or the highest detected level at any sampling point, depending on the sampling frequency.

Contaminant and Unit of Measurement	Date of Sampling (mo/yr)	MCL Violation Y/N	Level Detected	Range of Results	MCLG	MCL	Likely Source of Contamination
Radium 226 + 228 or combined radium (pCi/L) <i>City of Sanford</i>	08/23	N	1.84	ND - 1.84	0	5	Erosion of natural deposits

#### Inorganic Contaminants

Results in the Level Detected column for inorganic contaminants are the highest average at any of the sampling points or the highest detected level at any sampling point, depending on the sampling frequency.

Contaminant and Unit of Measurement	Date of Sampling (mo/yr)	MCL Violation Y/N	Level Detected	Range of Results	MCLG	MCL	Likely Source of Contamination
Barium (ppm) <i>City of Sanford</i>	07/23	N	0.022	0.011 - 0.022	2	2	Discharge of drilling wastes; discharge from metal refineries; erosion of natural deposits
Fluoride (ppm) <i>City of Sanford</i>	07/23	N	0.74	0.69 - 0.74	4	4	Erosion of natural deposits; discharge from fertilizer and aluminum factories. Water additive which promotes strong teeth when at optimum level of 0.7 ppm
Nitrate (as Nitrogen) (ppm) <i>City of Sanford</i>	07/23	N	0.26	0.24 - 0.26	10	10	Runoff from fertilizer use; leaching from septic tanks, sewage; erosion of natural deposits
Sodium (ppm) <i>City of Sanford</i>	07/23	N	38.3	20.6 - 38.3	N/A	160	Salt water intrusion, leaching from soil

#### Stage 1 Disinfectants/Disinfection By-Products

For chlorine, the level detected is the highest running annual average (RAA), computed quarterly, of monthly averages of all samples collected. The range of results is the range of results of all individual samples collected during the past year.

Contaminant and Unit of Measurement	Date of Sampling (mo/yr)	MCL Violation Y/N	Level Detected	Range of Results	MCLG or MRDLG	MCL or MRDL	Likely Source of Contamination
Chlorine (ppm) <i>Seminole County</i> <i>City of Sanford</i>	01/23 - 12/23	N	1.61 1.3	0.59 - 2.19 0.3 - 2.6	MRDLG = 4	MRDL = 4.0	Water additive used to control microbes

#### Stage 2 Disinfectants/Disinfection By-Products

For Haloacetic Acids (HAA5) or Total Trihalomethanes (TTHM), the level detected is the highest locational running annual average (LRAA). Range of Results is the range of individual samples results (lowest to highest) for all monitoring locations.

Contaminant and Unit of Measurement	Date of Sampling (mo/yr)	MCL Violation Y/N	Level Detected	Range of Results	MCLG or MRDLG	MCL or MRDL	Likely Source of Contamination
Haloacetic Acids (five) (HAA5) (ppb) <i>Seminole County</i> <i>City of Sanford</i>	01/23 - 12/23	N	17.68 21.75	10.6 - 19.92 7.83 - 39.91	NA	MCL = 60	By-product of drinking water disinfection
Total Trihalomethanes (TTHM) (ppb) <i>Seminole County</i> <i>City of Sanford</i>	01/23 - 12/23	N	58.13 66.58	30.57 - 82.94 41.40 - 64.12	NA	MCL = 80	By-product of drinking water disinfection

Two (2) samples during 2022 had a TTHM result of 82.94 and 81.97 ppb respectively, which exceeds the MCL of 80 ppb. However, the system did not incur an MCL violation, because all annual average results at all sites were at or below the MCL. Some people who drink water containing trihalomethanes in excess of MCL over many years may experience problems with their liver, kidneys, or central nervous systems, and may have an increased risk of getting cancer.

#### Lead and Copper (Tap Water)

Contaminant and Unit of Measurement	Date of Sampling (mo/yr)	AL Violation Y/N	90th Percentile Result	Number of sampling sites exceeding the AL	MCLG	AL	Likely Source of Contamination
Copper (tap water) (ppm) <i>Seminole County</i>	06/23	N	0.052	0	1.3	1.3	Corrosion of household plumbing systems; erosion of natural deposits; leaching from wood preservatives

#### The Fifth Unregulated Contaminant Monitoring Rule (UCMR5)

The City of Sanford (our wholesale water provider) has been monitoring for unregulated contaminants (UC) as part of a study to help the U.S. Environmental Protection Agency (EPA) determine the occurrence in drinking water of UC and whether or not these contaminants need to be regulated. At present, no health standards (for example, maximum contaminant levels) have been established for UC. However, we are required to publish the analytical results of our UC monitoring in our annual water quality report. If you would like more information on the EPA's Unregulated Contaminant Monitoring Rule (UCMR), please call the Safe Drinking Water Hotline at (800) 426-4791.

Contaminant and Unit of Measurement	Date of Sampling (mo/yr)	Level Detected (average)	Range of Results	MCLG	Proposed MCL	Likely Source of Contamination
Perfluorobutanesulfonic acid (PFBS) (ppt)	04/23 - 10/23	1.85	1.10 - 3.60	NA	NA	Water-resistant or stain-resistant coatings on fabrics, carpets, and paper
Perfluorohexanoic acid (PFHxA) (ppt)	04/23 - 10/23	1.3	1.10 - 1.70	NA	NA	Stain- and grease-proof coatings on food packaging, couches and carpets
Perfluorohexanesulfonic acid (PFHxS) (ppt)	04/23 - 10/23	2.63	2.20 - 3.10	NA	NA	Firefighting Foam
Perfluorooctanoic acid (PFHxA) (ppt)	04/23 - 10/23	2.15	1.50 - 3.00	NA	NA	Degradation Product of PFHxS
Perfluorooctanesulfonic acid (PFOS) (ppt)	04/23 - 10/23	2.73	1.70 - 4.70	0.00	4.0	Fabric Protection, Firefighting Foam
Perfluorooctanoic acid (PFDA) (ppt)	04/23 - 10/23	2.43	1.80 - 3.60	0.00	4.0	Nonstick Surfaces
1H,1H,2H,2H-perfluorooctane sulfonic acid (6:2FTS) (ppt)	04/23 - 10/23	2.70	2.70 - 2.70	NA	NA	Electroplating Industry or aqueous film-forming foams
Perfluorobutanoic acid or Perfluorobutyrate Acid (PFBA) (ppt)	04/23 - 10/23	2.15	2.10 - 2.20	NA	NA	Photographic Film
Perfluoropentanoic acid (PFPeA) (ppt)	04/23 - 10/23	3.08	2.00 - 4.90	NA	NA	Stain- and grease-proof coatings on food packaging, couches and carpets

For more information visit <https://www.epa.gov/pfas>

## Drinking Water Quality Report-Druid Hills Consecutive Service Area 2023



We are pleased to present you this year's Annual Water Quality Report. This report is designed to inform you about the quality water and services we deliver to you every day. Our constant goal is to provide you with a safe and dependable supply of drinking water. We want you to understand the efforts we make to continually improve the water treatment process and protect our water resources. We are committed to ensuring the quality of your water. The Floridan Aquifer is the water source for the Druid Hills Service Area (PWS #3590111) which is obtained from ground water wells, aerated to remove hydrogen sulfide, chlorinated for disinfection, fluoridated for dental purposes and ortho-phosphate is added for corrosion control. If you have any questions about this report or concerning your water utility, please contact Seminole County Utilities Department at 407-665-2110.



Seminole County Utilities Department routinely monitors for contaminants in your drinking water according to Federal and State laws, rules, and regulations. Except where indicated otherwise, this report is based on the results of our monitoring for the period of January 1 to December 31, 2023. Data obtained before January 1, 2023 and presented in this report are from the most recent testing done in accordance with the laws, rules, and regulations.

### Source Water Assessment Plans

In 2023, the Department of Environmental Protection performed a Source Water Assessment on the City of Altamonte Springs, PWS #3590026, from whom we purchase your drinking water. The assessment was conducted to provide information about any potential sources of contamination in the vicinity of their wells. There are five (5) potential sources of contamination identified for this system with low susceptibility levels. The assessment results are available on the FDEP Source Water Assessment and Protection Program website at [www.dep.state.fl.us/swapp](http://www.dep.state.fl.us/swapp).

### EPA Would Like You to Know

The sources of drinking water (both tap water and bottled water) include rivers, lakes, streams, ponds, reservoirs, springs, and wells. As water travels over the surface of the land or through the ground, it dissolves naturally occurring minerals and, in some cases, radioactive material, and can pick up substances resulting from the presence of animals or from human activity.

Contaminants that may be present in source water include:

- (A) Microbial contaminants, such as viruses and bacteria, which may come from sewage treatment plants, septic systems, agricultural livestock operations, and wildlife.
- (B) *Inorganic contaminants*, such as salts and metals, which can be naturally-occurring or result from urban stormwater runoff, industrial or domestic wastewater discharges, oil and gas production, mining, or farming.
- (C) *Pesticides and herbicides*, which may come from a variety of sources such as agriculture, urban stormwater runoff, and residential uses.
- (D) *Organic chemical contaminants*, including synthetic and volatile organic chemicals, which are by-products of industrial processes and petroleum production, and can also come from gas stations, urban stormwater runoff, and septic systems.
- (E) *Radioactive contaminants*, which can be naturally occurring or be the result of oil and gas production and mining activities.

In order to ensure that tap water is safe to drink, the EPA prescribes regulations, which limit the amount of certain contaminants in water provided by public water systems. The Food and Drug Administration (FDA) regulations establish limits for contaminants in bottled water, which must provide the same protection for public health.

Drinking water, including bottled water, may reasonably be expected to contain at least small amounts of some contaminants. The presence of contaminants does not necessarily indicate that the water poses a health risk. More information about contaminants and potential health effects can be obtained by calling the Environmental Protection Agency's Safe Drinking Water Hotline at 1-800-426-4791.

Some people may be more vulnerable to contaminants in drinking water than the general population. Immuno-compromised persons such as persons with cancer undergoing chemotherapy, persons who have undergone organ transplants, people with HIV/AIDS or other immune system disorders, some elderly, and infants can be particularly at risk from infections. These people should seek advice about drinking water from their health care providers. EPA/CDC guidelines on appropriate means to lessen the risk of infection by *Cryptosporidium* and other microbiological contaminants are available from the Safe Drinking Water Hotline (800-426-4791).

If present, elevated levels of lead can cause serious health problems, especially for pregnant women and young children. Lead in drinking water is primarily from materials and components associated with service lines and home plumbing. Seminole County Utilities Department is responsible for providing high quality drinking water but cannot control the variety of materials used in plumbing components. When your water has been sitting for several hours, you can minimize the potential for lead exposure by flushing your tap for 30 seconds to 2 minutes before using water for drinking or cooking. If you are concerned about lead in your water, you may wish to have your water tested. Information on lead in drinking water, testing methods, and steps you can take to minimize exposure is available from the Safe Drinking Water Hotline or at <http://www.epa.gov/safewater/lead>.



**Sign up for e-billing now at**  
[www.seminolecountyfl.gov](http://www.seminolecountyfl.gov)




**SIGN UP FOR AN IRRIGATION EVALUATION TODAY**



**FIX THAT LEAKY FAUCET OR TOILET!**  
Leaks can account for, on average, 10,000 gallons of water wasted in the home every year, which is enough to fill a backyard swimming pool!

**WATERING RESTRICTION SCHEDULE**  
EVEN HOUSE #'S THURSDAY AND SUNDAY  
ODD HOUSE #'S WEDNESDAY AND SATURDAY  
NON-RESIDENTIAL TUESDAY AND FRIDAY  
RECLAIM CUSTOMERS  
TWO DAYS PER WEEK



## Terms and Abbreviations

**Action Level (AL):** The concentration of a contaminant which, if exceeded, triggers treatment or other requirements that a water system must follow.

**Maximum Contaminant Level or MCL:** The highest level of a contaminant that is allowed in drinking water. MCLs are set as close to the MCLGs as feasible using the best available treatment technology.

**Maximum Contaminant Level Goal or MCLG:** The level of a contaminant in drinking water below which there is no known or expected risk to health. MCLGs allow for a margin of safety.

**Maximum residual disinfectant level or MRDL:** The highest level of a disinfectant allowed in drinking water. There is convincing evidence that addition of a disinfectant is necessary for control of microbial contaminants.

**Maximum residual disinfectant level goal or MRDLG:** The level of a drinking water disinfectant below which there is no known or expected risk to health. MRDLGs do not reflect the benefits of the use of disinfectants to control microbial contaminants.

“ND” means not detected and indicates that the substance was not found by laboratory analysis.

**Parts per billion (ppb) or Micrograms per liter (µg/l):** one part by weight of analyte to 1 billion parts by weight of the water sample.

**Parts per million (ppm) or Milligrams per liter (mg/l):** one part by weight of analyte to 1 million parts by weight of the water sample.

**Picocurie per liter (pCi/L):** measure of the radioactivity in water.

**Treatment Technique (TT):** A required process intended to reduce the level of a contaminant in drinking water.

## Druid Hills Service Area WATER QUALITY RESULTS

### Druid Hills Water System - PWS ID# 3590111

#### Inorganic Contaminants

Results in the Level Detected column for inorganic contaminants are the highest average at any of the sampling points or the highest detected level at any sampling point, depending on the sampling frequency.

Contaminant and Unit of Measurement	Date of Sampling (mo/yr)	MCL Violation Y/N	Level Detected	Range of Results	MCLG	MCL	Likely Source of Contamination
Barium (ppm) <i>City of Altamonte Springs</i>	05/23	N	0.0086	0.0058 - 0.0086	2	2	Discharge of drilling wastes; discharge from metal refineries; erosion of natural deposits
Fluoride (ppm) <i>City of Altamonte Springs</i>	05/23	N	0.62	0.61 - 0.62	4	4	Erosion of natural deposits; discharge from fertilizer and aluminum factories. Water additive which promotes strong teeth when at optimum level of 0.7 ppm
Lead (point of entry) (ppb) <i>City of Altamonte Springs</i>	05/23	N	0.001	0.00022 - 0.0010	0	0.015	Residue from man-made pollution such as auto emissions and paint; lead pipe, casing, and solder
Nickel (ppb) <i>City of Altamonte Springs</i>	05/23	N	0.0030	0.0024 - 0.0030	N/A	0.1	Pollution from mining and refining operations. Natural occurrence in soil.
Sodium (ppm) <i>City of Altamonte Springs</i>	05/23	N	14.6	9.1 - 14.6	N/A	160	Salt water intrusion, leaching from soil

#### Volatile Organic Contaminants

Results in the Level Detected column for volatile organic contaminants are the highest average at any of the sampling points or the highest detected level at any sampling point, depending on the sampling frequency.

Contaminant and Unit of Measurement	Date of Sampling (mo/yr)	MCL Violation Y/N	Level Detected	Range of Results	MCLG	MCL	Likely Source of Contamination
Dichloromethane (ppb) <i>City of Altamonte Springs</i>	05/23 - 07/23	N	0.82	ND - 0.82	0	5	Discharge from pharmaceutical and chemical factories

#### Stage 1 Disinfectants/Disinfection By-Products

For chlorine, the level detected is the highest running annual average (RAA), computed quarterly, of monthly averages of all samples collected. The range of results is the range of results of all individual samples collected during the past year.

Contaminant and Unit of Measurement	Date of Sampling (mo/yr)	MCL Violation Y/N	Level Detected	Range of Results	MCLG or MRDLG	MCL or MRDL	Likely Source of Contamination
Chlorine (ppm) <i>Seminole County</i> <i>City of Altamonte Springs</i>	01/23 - 12/23 01/23 - 12/23	N N	1.51 1.10	0.59 - 1.90 0.5 - 1.10	MRDLG = 4	MRDL = 4.0	Water additive used to control microbes

#### Stage 2 Disinfectants/Disinfection By-Products

\* For Haloacetic Acids (HAAS) or Total Trihalomethanes (TTHM), the level detected is the highest detected level at any sampling point. Range of Results is the range of individual sample results (lowest to highest) for all monitoring locations.

\*\* For Haloacetic Acids (HAAS) or Total Trihalomethanes (TTHM), the level detected is the highest local running annual average (LRAA). Range of Results is the range of individual samples results (lowest to highest) for all monitoring locations.

Contaminant and Unit of Measurement	Date of Sampling (mo/yr)	MCL Violation Y/N	Level Detected	Range of Results	MCLG or MRDLG	MCL or MRDL	Likely Source of Contamination
Haloacetic Acids (five) <i>Seminole County</i> <i>City of Altamonte Springs</i>	07/23 01/23 - 10/23	N N	28.42* 29.7**	25.82 - 28.42 10.8 - 36.5	NA	MCL = 60	By-product of drinking water disinfection
Total Trihalomethanes <i>Seminole County</i> <i>City of Altamonte Springs</i>	07/23 01/23 - 10/23	N N	49.84* 61.1**	44.46 - 49.84 18.8 - 81.0	NA	MCL = 80	By-product of drinking water disinfection

#### Lead and Copper (Tap Water)

Contaminant and Unit of Measurement	Date of Sampling (mo/yr)	AL Violation Y/N	90th Percentile Result	Number of sampling sites exceeding the AL	MCLG	AL	Likely Source of Contamination
Copper (tap water) (ppm)	06/21	N	0.16	0	1.3	1.3	Corrosion of household plumbing systems; erosion of natural deposits; leaching from wood preservatives

## Drinking Water Quality Report-Lake Brantley Consecutive Service Area 2023



We are pleased to present you this year's Annual Water Quality Report. This report is designed to inform you about the quality water and services we deliver to you every day. Our constant goal is to provide you with a safe and dependable supply of drinking water. We want you to understand the efforts we make to continually improve the water treatment process and protect our water resources. We are committed to ensuring the quality of your water. The Floridan Aquifer is the water source for the Lake Brantley Consecutive Service Area (PWS #3590685) which is obtained from ground water wells, aerated to remove hydrogen sulfide, chlorinated for disinfection, orthopolyphosphate is added for corrosion control. If you have any questions about this report or concerning your water utility, please contact Seminole County Utilities Department at 407-665-2110.



Seminole County Utilities Department routinely monitors for contaminants in your drinking water according to Federal and State laws, rules, and regulations. Except where indicated otherwise, this report is based on the results of our monitoring for the period of January 1 to December 31, 2023. Data obtained before January 1, 2023 and presented in this report are from the most recent testing done in accordance with the laws, rules, and regulations.

### Source Water Assessment Plan

In 2023, the Department of Environmental Protection performed a Source Water Assessment of the Sunshine Water Services, (Sanlando Utilities), PWS #3591121, from whom we purchase your drinking water. The assessment was conducted to provide information about any potential sources of contamination in the vicinity of their wells. There are six (6) potential sources of contamination ranging from low to moderate susceptibility levels. The assessment results are available on the FDEP Source Water Assessment and Protection Program website at [www.dep.state.fl.us/swapp](http://www.dep.state.fl.us/swapp).

### EPA Would Like You to Know

The sources of drinking water (both tap water and bottled water) include rivers, lakes, streams, ponds, reservoirs, springs, and wells. As water travels over the surface of the land or through the ground, it dissolves naturally occurring minerals and, in some cases, radioactive material, and can pick up substances resulting from the presence of animals or from human activity.

Contaminants that may be present in source water include:

- (A) Microbial contaminants, such as viruses and bacteria, which may come from sewage treatment plants, septic systems, agricultural livestock operations, and wildlife.
- (B) *Inorganic contaminants*, such as salts and metals, which can be naturally-occurring or result from urban stormwater runoff, industrial or domestic wastewater discharges, oil and gas production, mining, or farming.
- (C) *Pesticides and herbicides*, which may come from a variety of sources such as agriculture, urban stormwater runoff, and residential uses.
- (D) *Organic chemical contaminants*, including synthetic and volatile organic chemicals, which are by-products of industrial processes and petroleum production, and can also come from gas stations, urban stormwater runoff, and septic systems.
- (E) *Radioactive contaminants*, which can be naturally occurring or be the result of oil and gas production and mining activities.

In order to ensure that tap water is safe to drink, the EPA prescribes regulations, which limit the amount of certain contaminants in water provided by public water systems. The Food and Drug Administration (FDA) regulations establish limits for contaminants in bottled water, which must provide the same protection for public health.

Drinking water, including bottled water, may reasonably be expected to contain at least small amounts of some contaminants. The presence of contaminants does not necessarily indicate that the water poses a health risk. More information about contaminants and potential health effects can be obtained by calling the Environmental Protection Agency's Safe Drinking Water Hotline at 1-800-426-4791.



Some people may be more vulnerable to contaminants in drinking water than the general population. Immuno-compromised persons such as persons with cancer undergoing chemotherapy, persons who have undergone organ transplants, people with HIV/AIDS or other immune system disorders, some elderly, and infants can be particularly at risk from infections. These people should seek advice about drinking water from their health care providers. EPA/CDC guidelines on appropriate means to lessen the risk of infection by *Cryptosporidium* and other microbiological contaminants are available from the Safe Drinking Water Hotline (800-426-4791).

If present, elevated levels of lead can cause serious health problems, especially for pregnant women and young children. Lead in drinking water is primarily from materials and components associated with service lines and home plumbing. Seminole County Utilities Department is responsible for providing high quality drinking water but cannot control the variety of materials used in plumbing components. When your water has been sitting for several hours, you can minimize the potential for lead exposure by flushing your tap for 30 seconds to 2 minutes before using water for drinking or cooking. If you are concerned about lead in your water, you may wish to have your water tested. Information on lead in drinking water, testing methods, and steps you can take to minimize exposure is available from the Safe Drinking Water Hotline or at <http://www.epa.gov/safewater/lead>.



**GO GREEN**

Sign up for e-billing now at [www.seminolecountyfl.gov](http://www.seminolecountyfl.gov)



**SIGN UP FOR AN IRRIGATION EVALUATION TODAY**



**FIX THAT LEAKY FAUCET OR TOILET!**

Leaks can account for, on average, 10,000 gallons of water wasted in the home every year, which is enough to fill a backyard swimming pool!


**WATERING RESTRICTION SCHEDULE**

**EVEN HOUSE #'S THURSDAY AND SUNDAY**

**ODD HOUSE #'S WEDNESDAY AND SATURDAY**

**NON-RESIDENTIAL TUESDAY AND FRIDAY**

**RECLAIM CUSTOMERS TWO DAYS PER WEEK**



## Terms and Abbreviations

**Action Level (AL):** The concentration of a contaminant which, if exceeded, triggers treatment or other requirements that a water system must follow.

**Maximum Contaminant Level or MCL:** The highest level of a contaminant that is allowed in drinking water. MCLs are set as close to the MCLGs as feasible using the best available treatment technology.

**Maximum Contaminant Level Goal or MCLG:** The level of a contaminant in drinking water below which there is no known or expected risk to health. MCLGs allow for a margin of safety.

**Maximum residual disinfectant level or MRDL:** The highest level of a disinfectant allowed in drinking water. There is convincing evidence that addition of a disinfectant is necessary for control of microbial contaminants.

**Maximum residual disinfectant level goal or MRDLG:** The level of a drinking water disinfectant below which there is no known or expected risk to health. MRDLGs do not reflect the benefits of the use of disinfectants to control microbial contaminants.

“ND” means not detected and indicates that the substance was not found by laboratory analysis.

**Parts per billion (ppb) or Micrograms per liter (µg/l):** one part by weight of analyte to 1 billion parts by weight of the water sample.

**Parts per million (ppm) or Milligrams per liter (mg/l):** one part by weight of analyte to 1 million parts by weight of the water sample.

**Picocurie per liter (pCi/L):** measure of the radioactivity in water.

**Treatment Technique (TT):** A required process intended to reduce the level of a contaminant in drinking water.

## Lake Brantley Service Area WATER QUALITY RESULTS

### Lake Brantley Consecutive Water System - PWS ID# 3590685

#### Inorganic Contaminants

Results in the Level Detected column for inorganic contaminants are the highest average at any of the sampling points or the highest detected level at any sampling point, depending on the sampling frequency.

Contaminant and Unit of Measurement	Date of Sampling (mo/yr)	MCL Violation Y/N	Level Detected	Range of Results	MCLG or MRDLG	MCL or MRDL	Likely Source of Contamination
Barium (ppm) <i>Seminole County Sunshine Water Services</i>	09/23	N	0.02	0.0055 - 0.02	2	2	Discharge of drilling wastes; discharge from metal refineries; erosion of natural deposits
Fluoride (ppm) <i>Seminole County Sunshine Water Services</i>	09/23	N	0.24	0.15 - 0.24	4	4	Erosion of natural deposits; discharge from fertilizer and aluminum factories. Water additive which promotes strong teeth when at the optimum level of 0.7 ppm
Sodium (ppm) <i>Seminole County Sunshine Water Services</i>	09/23	N	26	13 - 26	N/A	160	Salt water intrusion; leaching from soil
Mercury (Inorganic) (ppb) <i>Seminole County Sunshine Water Services</i>	09/23	N	0.052	ND - 0.052	2	2	Erosion of natural deposits; discharge from refineries and factories; runoff from landfills; runoff from cropland
Nitrate (as Nitrogen) (ppm) <i>Seminole County Sunshine Water Services</i>	01/23 - 09/23	N	0.12	ND - 0.12	10	10	Runoff from fertilizer use; leaching from septic tanks, sewage; erosion of natural deposits

#### Stage 1 Disinfectants/Disinfection By-Products

For chlorine, the level detected is the highest running annual average (RAA), computed quarterly, of monthly averages of all samples collected. The range of results is the range of results of all individual samples collected during the past year.

Contaminant and Unit of Measurement	Date of Sampling (mo/yr)	MCL Violation Y/N	Level Detected	Range of Results	MCLG or MRDLG	MCL or MRDL	Likely Source of Contamination
Chlorine (ppm) <i>Seminole County Sunshine Water Services</i>	01/23 - 12/23 01/23 - 12/23	N N	1.62 2.0	0.39 - 1.74 ND - 3.4	MRDLG = 4	MRDL = 4.0	Water additive used to control microbes

#### Stage 2 Disinfectants/Disinfection By-Products

For Haloacetic Acids (HAA5) or Total Trihalomethanes (TTHM), the level detected is the highest detected level at any sampling point. Range of Results is the range of individual sample results (lowest to highest) for all monitoring locations.

Contaminant and Unit of Measurement	Date of Sampling (mo/yr)	MCL Violation Y/N	Level Detected	Range of Results	MCLG or MRDLG	MCL or MRDL	Likely Source of Contamination
Haloacetic Acids (five) (HAA5) (ppb) <i>Seminole County Sunshine Water Services</i>	07/23 08/23	N N	6.57 20.19	6.57 8.46 - 20.19	N/A	MCL = 60	By-product of drinking water disinfection
Total Trihalomethanes (TTHM) (ppb) <i>Seminole County Sunshine Water Services</i>	07/23 08/23	N N	15.05 26.47	15.05 19.28 - 26.47	N/A	MCL = 80	By-product of drinking water disinfection

#### Lead and Copper (Tap Water)

Contaminant and Unit of Measurement	Date of Sampling (mo/yr)	AL Violation Y/N	90th Percentile Result	Number of sampling sites exceeding the AL	MCLG	AL	Likely Source of Contamination
Copper (tap water) (ppm) <i>Seminole County</i>	06/21	N	0.049	0	1.3	1.3	Corrosion of household plumbing systems; erosion of natural deposits; leaching from wood preservatives

#### The Fifth Unregulated Contaminant Monitoring Rule (UCMR5)

Sunshine Water Services (our wholesale water provider) continues efforts to conduct statewide drinking water testing for Per- and Polyfluoroalkyl Substances (PFAS). These man-made compounds are used in the manufacturing of products resistant to water, grease or stains including firefighting foams, cleaners, cosmetics, paints, adhesives and insecticides. PFAS can migrate into the soil, water, and air and is likely present in the blood of humans and animals all over the world. The Environmental Protection Agency (EPA) has established Health Advisory Levels (HALs) for GenX, PFBS, PFOA, and PFOS. EPA is taking a key step to protect public health by proposing a National Primary Drinking Water Regulation (NPDWR) to establish legally enforceable levels, called Maximum Contaminant Levels (MCLs), for six PFAS known to occur in drinking water including PFOA, PFOS, PFNA, PFHxS, PFBS, and GenX Chemicals. EPA anticipates finalizing the rule in 2024. If you would like more information on the EPA's Unregulated Contaminants Monitoring Rule (UCMR), please call the Safe Drinking Water Hotline at (800) 426-4791.

Contaminant	Date of Sampling (mo/yr)	Range of Detect	Average Level	EPA HAL
PFBS (ng/L)	11/21/23, 12/19/23	ND - 1.3	0.33	2,000
PFHpA (ng/L)	11/21/23, 12/19/23	ND - 0.97	0.07	
PFHxA (ng/L)	11/21/23, 12/19/23	ND - 1.9	0.5	
PFHxS (ng/L)	11/21/23, 12/19/23	ND - 2.1	0.7	
PFOA (ng/L)	11/21/23, 12/19/23	ND - 2.9	0.81	0.004
PFOS (ng/L)	11/21/23, 12/19/23	ND - 2.7	0.78	0.02
PFPeA (ng/L)	11/21/22	ND - 2.2	0.2	

#### Terms and Abbreviations:

\*Health Advisory Level (HAL) - To provide Americans, including the most sensitive populations, with a margin of protection from a lifetime of exposure to GenX, PFOA and PFOS from drinking water, EPA established health advisory levels.

\*Ng/L - Nanograms per liter (ng/L) which equals Parts per trillion (ppt) - One part per trillion corresponds to one minute in 2,000,000 years, or a single penny in \$10,000,000,000.

\*ND (No Detect) - No detection means the constituent is not detectable at the minimum reporting limit.

\*GenX - Hexafluoropropylene Oxide Dimer Acid (HFPO-DA)

\*PFBS - Perfluorobutanesulfonic Acid

\*PFOS - Perfluorooctanesulfonic Acid

\*PFOA - Perfluorooctanoic Acid

\*PFHpA - Perfluoroheptanoic Acid

\*PFHxA - Perfluorohexanoic Acid

\*PFHxS - Perfluorohexanesulfonic Acid

\*PFPeA - Perfluoropentanoic Acid

For more information visit <https://www.epa.gov/pfas>

## Drinking Water Quality Report-Meredith Manor Service Area 2023



We are pleased to present you this year's Annual Water Quality Report. This report is designed to inform you about the quality water and services we deliver to you every day. Our constant goal is to provide you with a safe and dependable supply of drinking water. We want you to understand the efforts we make to continually improve the water treatment process and protect our water resources. We are committed to ensuring the quality of your water. The Floridan Aquifer is the water source for the Meredith Manor Service Area (PWS #3590823) which is obtained from ground water wells, aerated to remove hydrogen sulfide, chlorinated for disinfection, orthophosphosphate is added for corrosion control. If you have any questions about this report or concerning your water utility, please contact Seminole County Utilities Department at 407-665-2110.



Seminole County Utilities Department routinely monitors for contaminants in your drinking water according to Federal and State laws, rules, and regulations. Except where indicated otherwise, this report is based on the results of our monitoring for the period of January 1 to December 31, 2023. Data obtained before January 1, 2023 and presented in this report are from the most recent testing done in accordance with the laws, rules, and regulations.

### Source Water Assessment Plan

In 2023, the Department of Environmental Protection performed a Source Water Assessment of the Sunshine Water Services, (Santando Utilities), PWS #3591121, from whom we purchase your drinking water. The assessment was conducted to provide information about any potential sources of contamination in the vicinity of their wells. There are six (6) potential sources of contamination identified for this system from low to moderate susceptibility levels. The assessment results are available on the FDEP Source Water Assessment and Protection Program website at [www.dep.state.fl.us/swapp](http://www.dep.state.fl.us/swapp).

### EPA Would Like You to Know

The sources of drinking water (both tap water and bottled water) include rivers, lakes, streams, ponds, reservoirs, springs, and wells. As water travels over the surface of the land or through the ground, it dissolves naturally occurring minerals and, in some cases, radioactive material, and can pick up substances resulting from the presence of animals or from human activity.

Contaminants that may be present in source water include:

- (A) Microbial contaminants, such as viruses and bacteria, which may come from sewage treatment plants, septic systems, agricultural livestock operations, and wildlife.
- (B) *Inorganic contaminants*, such as salts and metals, which can be naturally-occurring or result from urban stormwater runoff, industrial or domestic wastewater discharges, oil and gas production, mining, or farming.
- (C) *Pesticides and herbicides*, which may come from a variety of sources such as agriculture, urban stormwater runoff, and residential uses.
- (D) *Organic chemical contaminants*, including synthetic and volatile organic chemicals, which are by-products of industrial processes and petroleum production, and can also come from gas stations, urban stormwater runoff, and septic systems.
- (E) *Radioactive contaminants*, which can be naturally occurring or be the result of oil and gas production and mining activities.

In order to ensure that tap water is safe to drink, the EPA prescribes regulations, which limit the amount of certain contaminants in water provided by public water systems. The Food and Drug Administration (FDA) regulations establish limits for contaminants in bottled water, which must provide the same protection for public health.

Drinking water, including bottled water, may reasonably be expected to contain at least small amounts of some contaminants. The presence of contaminants does not necessarily indicate that the water poses a health risk. More information about contaminants and potential health effects can be obtained by calling the Environmental Protection Agency's Safe Drinking Water Hotline at 1-800-426-4791.

Some people may be more vulnerable to contaminants in drinking water than the general population. Immuno-compromised persons such as persons with cancer undergoing chemotherapy, persons who have undergone organ transplants, people with HIV/AIDS or other immune system disorders, some elderly, and infants can be particularly at risk from infections. These people should seek advice about drinking water from their health care providers. EPA/CDC guidelines on appropriate means to lessen the risk of infection by *Cryptosporidium* and other microbiological contaminants are available from the Safe Drinking Water Hotline (800-426-4791).

If present, elevated levels of lead can cause serious health problems, especially for pregnant women and young children. Lead in drinking water is primarily from materials and components associated with service lines and home plumbing. Seminole County Utilities Department is responsible for providing high quality drinking water but cannot control the variety of materials used in plumbing components. When your water has been sitting for several hours, you can minimize the potential for lead exposure by flushing your tap for 30 seconds to 2 minutes before using water for drinking or cooking. If you are concerned about lead in your water, you may wish to have your water tested. Information on lead in drinking water, testing methods, and steps you can take to minimize exposure is available from the Safe Drinking Water Hotline or at <http://www.epa.gov/safewater/lead>.



**Sign up for e-billing now at**  
[www.seminolecountyfl.gov](http://www.seminolecountyfl.gov)




**SIGN UP FOR AN IRRIGATION EVALUATION TODAY**



**FIX THAT LEAKY FAUCET OR TOILET!**  
Leaks can account for, on average, 10,000 gallons of water wasted in the home every year, which is enough to fill a backyard swimming pool!

**WATERING RESTRICTION SCHEDULE**  
EVEN HOUSE #'S THURSDAY AND SUNDAY  
ODD HOUSE #'S WEDNESDAY AND SATURDAY  
NON-RESIDENTIAL TUESDAY AND FRIDAY  
RECLAIM CUSTOMERS  
TWO DAYS PER WEEK



## Terms and Abbreviations

**Action Level (AL):** The concentration of a contaminant which, if exceeded, triggers treatment or other requirements that a water system must follow.

**Maximum Contaminant Level or MCL:** The highest level of a contaminant that is allowed in drinking water. MCLs are set as close to the MCLGs as feasible using the best available treatment technology.

**Maximum Contaminant Level Goal or MCLG:** The level of a contaminant in drinking water below which there is no known or expected risk to health. MCLGs allow for a margin of safety.

**Maximum residual disinfectant level or MRDL:** The highest level of a disinfectant allowed in drinking water. There is convincing evidence that addition of a disinfectant is necessary for control of microbial contaminants.

**Maximum residual disinfectant level goal or MRDLG:** The level of a drinking water disinfectant below which there is no known or expected risk to health. MRDLGs do not reflect the benefits of the use of disinfectants to control microbial contaminants.

“ND” means not detected and indicates that the substance was not found by laboratory analysis.

**Parts per billion (ppb) or Micrograms per liter (µg/l):** one part by weight of analyte to 1 billion parts by weight of the water sample.

**Parts per million (ppm) or Milligrams per liter (mg/l):** one part by weight of analyte to 1 million parts by weight of the water sample.

**Picocurie per liter (pCi/L):** measure of the radioactivity in water.

**Treatment Technique (TT):** A required process intended to reduce the level of a contaminant in drinking water.

## Meredith Manor Service Area WATER QUALITY RESULTS

Meredith Manor Consecutive Water System - PWS ID# 3590823

### Inorganic Contaminants

Results in the Level Detected column for inorganic contaminants are the highest average at any of the sampling points or the highest detected level at any sampling point, depending on the sampling frequency.

Contaminant and Unit of Measurement	Date of Sampling (m/yr)	MCL Violation Y/N	Level Detected	Range of Results	MCLG or MRDLG	MCL or MRDL	Likely Source of Contamination
Barium (ppm) <i>Sunshine Water Services</i>	09/23	N	0.02	0.0055 - 0.02	2	2	Discharge of drilling wastes; discharge from metal refineries; erosion of natural deposits
Fluoride <i>Sunshine Water Services</i>	09/23	N	0.24	0.15 - 0.24	4	4	Erosion of natural deposits; discharge from fertilizer and aluminum factories. Water additive which promotes strong teeth when at the optimum level of 0.7 ppm
Sodium (ppm) <i>Sunshine Water Services</i>	09/23	N	26	13 - 26	N/A	160	Salt water intrusion, leaching from soil
Mercury (Inorganic)(ppb) <i>Sunshine Water Services</i>	09/23	N	0.052	ND - 0.052	2	2	Erosion of natural deposits; discharge from refineries and factories; runoff from landfills; runoff from cropland
Nitrate (as Nitrogen) (ppm) <i>Sunshine Water Services</i>	01/23 - 09/23	N	0.12	ND - 0.12	10	10	Runoff from fertilizer use; leaching from septic tanks, sewage; erosion of natural deposits

### Stage 1 Disinfectants/Disinfection By-Products

For chlorine, the level detected is the highest running annual average (RAA), computed quarterly, of monthly averages of all samples collected. The range of results is the range of results of all individual samples collected during the past year.

Contaminant and Unit of Measurement	Date of Sampling (m/yr)	MCL Violation Y/N	Level Detected	Range of Results	MCLG or MRDLG	MCL or MRDL	Likely Source of Contamination
Chlorine (ppm) <i>Seminole County Sunshine Water Services</i>	01/23 - 12/23 01/23 - 12/23	N N	1.63 2.0	0.76 - 1.95 ND - 3.4	MRDLG = 4	MRDL = 4.0	Water additive used to control microbes

### Stage 2 Disinfectants/Disinfection By-Products

For Haloacetic Acids (HAA5) or Total Trihalomethanes (TTHM), the level detected is the highest detected level at any sampling point. Range of results is the range of individual sample results (lowest to highest) for all monitoring locations.

Contaminant and Unit of Measurement	Date of Sampling (m/yr)	MCL Violation Y/N	Level Detected	Range of Results	MCLG or MRDLG	MCL or MRDL	Likely Source of Contamination
Haloacetic Acids (five) (HAA5) (ppb) <i>Seminole County Sunshine Water Services</i>	07/23 08/23	N N	9.91 20.19	9.91 8.46 - 20.19	N/A	MCL = 60	By-product of drinking water disinfection
Total Trihalomethanes (TTHM) (ppb) <i>Seminole County Sunshine Water Services</i>	07/23 08/23	N N	24.91 26.47	24.91 19.28 - 26.47	N/A	MCL = 80	By-product of drinking water disinfection

### Lead and Copper (Tap Water)

Contaminant and Unit of Measurement	Date of Sampling (m/yr)	AL Violation Y/N	90th Percentile Result	Number of sampling sites exceeding the AL	MCLG	AL	Likely Source of Contamination
Copper (tap water) (ppm) <i>Seminole County</i>	06/21	N	0.082	0	1.3	1.3	Corrosion of household plumbing systems; erosion of natural deposits; leaching from wood preservatives

### The Fifth Unregulated Contaminant Monitoring Rule (UCMRS)

Sunshine Water Services (our wholesale water provider) continues efforts to conduct statewide drinking water testing for Per- and Polyfluoroalkyl Substances (PFAS). These man-made compounds are used in the manufacturing of products resistant to water, grease or stains including firefighting foams, cleaners, cosmetics, paints, adhesives and insecticides. PFAS can migrate into the soil, water, and air and is likely present in the blood of humans and animals all over the world. The Environmental Protection Agency (EPA) has established Health Advisory Levels (HALs) for GenX, PFBS, PFOA, and PFOS. EPA is taking a key step to protect public health by proposing a National Primary Drinking Water Regulation (NPDWR) to establish legally enforceable levels, called Maximum Contaminant Levels (MCLs), for six PFAS known to occur in drinking water including PFOA, PFOS, PFNA, PFHxS, PFBS, and GenX Chemicals. EPA anticipates finalizing the rule in 2024. If you would like more information on the EPA's Unregulated Contaminants Monitoring Rule (UCMR), please call the Safe Drinking Water Hotline at (800) 426-4791.

Contaminant	Date of Sampling (m/yr)	Range of Detect	Average Level	EPA HAL
PFBS (ng/L)	11/21/23, 12/19/23	ND - 1.3	0.33	2,000
PFHpA (ng/L)	11/21/23, 12/19/23	ND-0.97	0.07	
PFHxA (ng/L)	11/21/23, 12/19/23	ND-1.9	0.5	
PFHxS (ng/L)	11/21/23, 12/19/23	ND-2.1	0.7	
PFOA (ng/L)	11/21/23, 12/19/23	ND-2.9	0.81	0.004
PFOS (ng/L)	11/21/23, 12/19/23	ND-2.7	0.78	0.02
PFPeA (ng/L)	11/22	ND-2.2	0.2	

#### Terms and Abbreviations:

\*Health Advisory Level (HAL) - To provide Americans, including the most sensitive populations, with a margin of protection from a lifetime of exposure to GenX, PFOA and PFOS from drinking water, EPA established health advisory levels.

\*Ng/L - Nanograms per liter (ng/L) which equals Parts per trillion (ppt) - One part per trillion corresponds to one minute in 2,000,000 years, or a single penny in \$10,000,000,000.

\*ND (No Detect) - No detection means the constituent is not detectable at the minimum reporting limit.

\*GenX - Hexafluoropropylene Oxide Dimer Acid (HFPO-DA)

\*PFBS - Perfluorobutanesulfonic Acid

\*PFOS - Perfluorooctanesulfonic Acid

\*PFOA - Perfluorooctanoic Acid

\*PFHpA - Perfluoroheptanoic Acid

\*PFHxA - Perfluorohexanoic Acid

\*PFHxS - Perfluorohexanesulfonic Acid

\*PFPeA - Perfluoropentanoic Acid

For more information visit <https://www.epa.gov/pfas>

## Drinking Water Quality Report- Northeast Service Area 2023



We are pleased to present you this year's Annual Water Quality Report. This report is designed to inform you about the quality water and services we deliver to you every day. Our constant goal is to provide you with a safe and dependable supply of drinking water. We want you to understand the efforts we make to continually improve the water treatment process and protect our water resources. We are committed to ensuring the quality of your water. The Floridan Aquifer is the water source for the Northeast Service Area (PWS #3590473) which is obtained from ground water wells. The water is treated with ozone, filtered with granular activated carbon, and is chlorinated for disinfection purposes. We then fluoridate for dental health purposes. If you have any questions about this report or concerning your water utility, please contact Seminole County Utilities Department at 407-665-2110.



Seminole County Utilities Department routinely monitors for contaminants in your drinking water according to Federal and State laws, rules, and regulations. Except where indicated otherwise, this report is based on the results of our monitoring for the period of January 1 to December 31, 2023. Data obtained before January 1, 2023 and presented in this report are from the most recent testing done in accordance with the laws, rules, and regulations.

### Source Water Assessment Plan

In 2023, the Department of Environmental Protection performed a Source Water Assessment on our system. The assessment was conducted to provide information about any potential sources of contamination in the vicinity of our wells. There are one (1) potential sources of contamination identified for this system with a low susceptibility level. The assessment results are available on the FDEP Source Water Assessment and Protection Program website at [www.dep.state.fl.us/swapp](http://www.dep.state.fl.us/swapp).

### EPA Would Like You to Know

The sources of drinking water (both tap water and bottled water) include rivers, lakes, streams, ponds, reservoirs, springs, and wells. As water travels over the surface of the land or through the ground, it dissolves naturally occurring minerals and, in some cases, radioactive material, and can pick up substances resulting from the presence of animals or from human activity.

Contaminants that may be present in source water include:

- (A) Microbial contaminants, such as viruses and bacteria, which may come from sewage treatment plants, septic systems, agricultural livestock operations, and wildlife.
- (B) *Inorganic contaminants*, such as salts and metals, which can be naturally-occurring or result from urban stormwater runoff, industrial or domestic wastewater discharges, oil and gas production, mining, or farming.
- (C) *Pesticides and herbicides*, which may come from a variety of sources such as agriculture, urban stormwater runoff, and residential uses.
- (D) *Organic chemical contaminants*, including synthetic and volatile organic chemicals, which are by-products of industrial processes and petroleum production, and can also come from gas stations, urban stormwater runoff, and septic systems.
- (E) *Radioactive contaminants*, which can be naturally occurring or be the result of oil and gas production and mining activities.

In order to ensure that tap water is safe to drink, the EPA prescribes regulations, which limit the amount of certain contaminants in water provided by public water systems. The Food and Drug Administration (FDA) regulations establish limits for contaminants in bottled water, which must provide the same protection for public health.

Drinking water, including bottled water, may reasonably be expected to contain at least small amounts of some contaminants. The presence of contaminants does not necessarily indicate that the water poses a health risk. More information about contaminants and potential health effects can be obtained by calling the Environmental Protection Agency's Safe Drinking Water Hotline at 1-800-426-4791.

Some people may be more vulnerable to contaminants in drinking water than the general population. Immuno-compromised persons such as persons with cancer undergoing chemotherapy, persons who have undergone organ transplants, people with HIV/AIDS or other immune system disorders, some elderly, and infants can be particularly at risk from infections. These people should seek advice about drinking water from their health care providers. EPA/CDC guidelines on appropriate means to lessen the risk of infection by *Cryptosporidium* and other microbiological contaminants are available from the Safe Drinking Water Hotline (800-426-4791).

If present, elevated levels of lead can cause serious health problems, especially for pregnant women and young children. Lead in drinking water is primarily from materials and components associated with service lines and home plumbing. Seminole County Utilities Department is responsible for providing high quality drinking water but cannot control the variety of materials used in plumbing components. When your water has been sitting for several hours, you can minimize the potential for lead exposure by flushing your tap for 30 seconds to 2 minutes before using water for drinking or cooking. If you are concerned about lead in your water, you may wish to have your water tested. Information on lead in drinking water, testing methods, and steps you can take to minimize exposure is available from the Safe Drinking Water Hotline or at <http://www.epa.gov/safewater/lead>.



Sign up for e-billing now at [www.seminolecountyfl.gov](http://www.seminolecountyfl.gov)



**SIGN UP FOR AN IRRIGATION EVALUATION TODAY**



**FIX THAT LEAKY FAUCET OR TOILET!**  
Leaks can account for, on average, 10,000 gallons of water wasted in the home every year, which is enough to fill a backyard swimming pool!

**WATERING RESTRICTION SCHEDULE**  
EVEN HOUSE #'S THURSDAY AND SUNDAY  
ODD HOUSE #'S WEDNESDAY AND SATURDAY  
NON-RESIDENTIAL TUESDAY AND FRIDAY  
RECLAIM CUSTOMERS  
TWO DAYS PER WEEK



## Terms and Abbreviations

**Action Level (AL):** The concentration of a contaminant which, if exceeded, triggers treatment or other requirements that a water system must follow.

**Maximum Contaminant Level or MCL:** The highest level of a contaminant that is allowed in drinking water. MCLs are set as close to the MCLGs as feasible using the best available treatment technology.

**Maximum Contaminant Level Goal or MCLG:** The level of a contaminant in drinking water below which there is no known or expected risk to health. MCLGs allow for a margin of safety.

**Maximum residual disinfectant level or MRDL:** The highest level of a disinfectant allowed in drinking water. There is convincing evidence that addition of a disinfectant is necessary for control of microbial contaminants.

**Maximum residual disinfectant level goal or MRDLG:** The level of a drinking water disinfectant below which there is no known or expected risk to health. MRDLGs do not reflect the benefits of the use of disinfectants to control microbial contaminants.

“ND” means not detected and indicates that the substance was not found by laboratory analysis.

**Parts per billion (ppb) or Micrograms per liter (µg/l):** one part by weight of analyte to 1 billion parts by weight of the water sample.

**Parts per million (ppm) or Milligrams per liter (mg/l):** one part by weight of analyte to 1 million parts by weight of the water sample.

**Picocurie per liter (pCi/L):** measure of the radioactivity in water.

**Treatment Technique (TT):** A required process intended to reduce the level of a contaminant in drinking water.

## Northeast Service Area WATER QUALITY RESULTS

### Northeast Water System - PWS ID# 3590473

#### Inorganic Contaminants

Results in the Level Detected column for inorganic contaminants are the highest average at any of the sampling points or the highest detected level at any sampling point, depending on the sampling frequency.

Contaminant and Unit of Measurement	Date of Sampling (mo/yr)	MCL Violation Y/N	Level Detected	Range of Results	MCLG	MCL	Likely Source of Contamination
Barium (ppm)	02/23	N	0.0076	0.0076	2	2	Discharge of drilling wastes; discharge from metal refineries; erosion of natural deposits
Fluoride (ppm)	02/23	N	0.74	0.74	4	4	Erosion of natural deposits; discharge from fertilizer and aluminum factories. Water additive which promotes strong teeth when at the optimum level of 0.7 ppm
Nitrate (as Nitrogen) (ppm)	02/23	N	0.20	0.20	10	10	Runoff from fertilizer use; leaching from septic tanks, sewage; erosion of natural deposits
Sodium (ppm)	02/23	N	8.50	8.50	N/A	160	Salt water intrusion, leaching from soil

#### Stage 1 Disinfectants/Disinfection By-Products

For chlorine, the level detected is the highest running annual average (RAA), computed quarterly, of monthly averages of all samples collected. The range of results is the range of results of all individual samples collected during the past year.

Contaminant and Unit of Measurement	Date of Sampling (mo/yr)	MCL Violation Y/N	Level Detected	Range of Results	MCLG or MRDLG	MCL or MRDL	Likely Source of Contamination
Chlorine (ppm)	01/23-12/23	N	1.14	0.52- 1.58	MRDLG=4	MRDL=4	Water additive used to control microbes

#### Stage 2 Disinfectants/Disinfection By-Products

For Haloacetic Acids (HAA5) or Total Trihalomethanes (TTHM), the level detected is the highest detected level at any sampling point. Range of Results is the range of individual sample results (lowest to highest) for all monitoring locations.

Contaminant and Unit of Measurement	Date of Sampling (mo/yr)	MCL Violation Y/N	Level Detected	Range of Results	MCLG or MRDLG	MCL or MRDL	Likely Source of Contamination
Haloacetic Acids (HAA5) (ppb)	11/2023	N	14.30	11.84- 14.30	NA	MCL=60	By-product of drinking water disinfection
Total Trihalomethanes (TTHM) (ppb)	11/2023	N	33.98	26.31- 33.98	NA	MCL=80	By-product of drinking water disinfection

#### Lead and Copper (Tap Water)

Contaminant and Unit of Measurement	Date of Sampling (mo/yr)	AL Violation Y/N	90th Percentile Result	Number of sampling sites exceeding the AL	MCLG	AL	Likely Source of Contamination
Copper (tap water) (ppm)	06/23- 07/23	N	0.19	0	1.3	1.3	Corrosion of household plumbing systems; erosion of natural deposits; leaching from wood preservatives



## Drinking Water Quality Report-Northwest Service Area 2023



We are pleased to present you this year's Annual Water Quality Report. This report is designed to inform you about the quality water and services we deliver to you every day. Our constant goal is to provide you with a safe and dependable supply of drinking water. We want you to understand the efforts we make to continually improve the water treatment process and protect our water resources. We are committed to ensuring the quality of your water. The Floridan Aquifer is the water source for the Northwest Service Area (PWS #3594107) which is obtained from ground water wells. The water is treated with ion exchange, and ozone. It is chlorinated for disinfection purposes and then fluoridated for dental health purposes. If you have any questions about this report or concerning your water utility, please contact Seminole County Utilities Department at 407-665-2110.



Seminole County Utilities Department routinely monitors for contaminants in your drinking water according to Federal and State laws, rules, and regulations. Except where indicated otherwise, this report is based on the results of our monitoring for the period of January 1 to December 31, 2023.

Data obtained before January 1, 2023 and presented in this report are from the most recent testing done in accordance with the laws, rules, and regulations.

### Source Water Assessment Plan

In 2023, the Department of Environmental Protection performed a Source Water Assessment on our system. The assessment was conducted to provide information about any potential sources of contamination in the vicinity of our wells. There are nine (9) potential sources of contamination identified for this system from low to moderate susceptibility levels. The assessment results are available on the FDEP Source Water Assessment and Protection Program website at [www.dep.state.fl.us/swapp](http://www.dep.state.fl.us/swapp).

### EPA Would Like You to Know

The sources of drinking water (both tap water and bottled water) include rivers, lakes, streams, ponds, reservoirs, springs, and wells. As water travels over the surface of the land or through the ground, it dissolves naturally occurring minerals and, in some cases, radioactive material, and can pick up substances resulting from the presence of animals or from human activity.

Contaminants that may be present in source water include

- (A) Microbial contaminants, such as viruses and bacteria, which may come from sewage treatment plants, septic systems, agricultural livestock operations, and wildlife.
- (B) *Inorganic contaminants*, such as salts and metals, which can be naturally-occurring or result from urban stormwater runoff, industrial or domestic wastewater discharges, oil and gas production, mining, or farming.
- (C) *Pesticides and herbicides*, which may come from a variety of sources such as agriculture, urban stormwater runoff, and residential uses.
- (D) *Organic chemical contaminants*, including synthetic and volatile organic chemicals, which are by-products of industrial processes and petroleum production, and can also come from gas stations, urban stormwater runoff, and septic systems.
- (E) *Radioactive contaminants*, which can be naturally occurring or be the result of oil and gas production and mining activities.

In order to ensure that tap water is safe to drink, the EPA prescribes regulations, which limit the amount of certain contaminants in water provided by public water systems. The Food and Drug Administration (FDA) regulations establish limits for contaminants in bottled water, which must provide the same protection for public health.

Drinking water, including bottled water, may reasonably be expected to contain at least small amounts of some contaminants. The presence of contaminants does not necessarily indicate that the water poses a health risk. More information about contaminants and potential health effects can be obtained by calling the Environmental Protection Agency's Safe Drinking Water Hotline at 1-800-426-4791.

Some people may be more vulnerable to contaminants in drinking water than the general population. Immuno-compromised persons such as persons with cancer undergoing chemotherapy, persons who have undergone organ transplants, people with HIV/AIDS or other immune system disorders, some elderly, and infants can be particularly at risk from infections. These people should seek advice about drinking water from their health care providers. EPA/CDC guidelines on appropriate means to lessen the risk of infection by *Cryptosporidium* and other microbiological contaminants are available from the Safe Drinking Water Hotline (800-426-4791).

If present, elevated levels of lead can cause serious health problems, especially for pregnant women and young children. Lead in drinking water is primarily from materials and components associated with service lines and home plumbing. Seminole County Utilities Department is responsible for providing high quality drinking water but cannot control the variety of materials used in plumbing components. When your water has been sitting for several hours, you can minimize the potential for lead exposure by flushing your tap for 30 seconds to 2 minutes before using water for drinking or cooking. If you are concerned about lead in your water, you may wish to have your water tested. Information on lead in drinking water, testing methods, and steps you can take to minimize exposure is available from the Safe Drinking Water Hotline or at <http://www.epa.gov/safewater/lead>.



**GO GREEN**

Sign up for e-billing now at [www.seminolecountyfl.gov](http://www.seminolecountyfl.gov)



**SIGN UP FOR AN IRRIGATION EVALUATION TODAY**



**FIX THAT LEAKY FAUCET OR TOILET!**

Leaks can account for, on average, 10,000 gallons of water wasted in the home every year, which is enough to fill a backyard swimming pool!


**WATERING RESTRICTION SCHEDULE**

**EVEN HOUSE #'S THURSDAY AND SUNDAY**

**ODD HOUSE #'S WEDNESDAY AND SATURDAY**

**NON-RESIDENTIAL TUESDAY AND FRIDAY**

**RECLAIM CUSTOMERS TWO DAYS PER WEEK**



## Terms and Abbreviations

**Action Level (AL):** The concentration of a contaminant which, if exceeded, triggers treatment or other requirements that a water system must follow.

**Maximum Contaminant Level or MCL:** The highest level of a contaminant that is allowed in drinking water. MCLs are set as close to the MCLGs as feasible using the best available treatment technology.

**Maximum Contaminant Level Goal or MCLG:** The level of a contaminant in drinking water below which there is no known or expected risk to health. MCLGs allow for a margin of safety.

**Maximum residual disinfectant level or MRDL:** The highest level of a disinfectant allowed in drinking water. There is convincing evidence that addition of a disinfectant is necessary for control of microbial contaminants.

**Maximum residual disinfectant level goal or MRDLG:** The level of a drinking water disinfectant below which there is no known or expected risk to health. MRDLGs do not reflect the benefits of the use of disinfectants to control microbial contaminants.

**“ND”** means not detected and indicates that the substance was not found by laboratory analysis.

**Parts per billion (ppb) or Micrograms per liter (µg/l):** one part by weight of analyte to 1 billion parts by weight of the water sample.

**Parts per million (ppm) or Milligrams per liter (mg/l):** one part by weight of analyte to 1 million parts by weight of the water sample.

**Picocurie per liter (pCi/L):** measure of the radioactivity in water.

**Treatment Technique (TT):** A required process intended to reduce the level of a contaminant in drinking water.

## Northwest Service Area WATER QUALITY RESULTS

### Northwest Water System - PWS ID# 3594107

#### Radioactive Contaminants

Results in the Level Detected column for radioactive contaminants are the highest average at any of the sampling points or the highest detected level at any sampling point, depending on the sampling frequency.

Contaminant and Unit of Measurement	Date of Sampling (mo/yr)	MCL Violation Y/N	Level Detected	Range of Results	MCLG	MCL	Likely Source of Contamination
Radium 226 + 228 or combined radium (pCi/L)	2/23	N	3	1.2 - 1.8	0	5	Erosion of natural deposits

#### Inorganic Contaminants

Results in the Level Detected column for inorganic contaminants are the highest average at any of the sampling points or the highest detected level at any sampling point, depending on the sampling frequency.

Contaminant and Unit of Measurement	Date of Sampling (mo/yr)	MCL Violation Y/N	Level Detected	Range of Results	MCLG	MCL	Likely Source of Contamination
Barium (ppm)	02/23	N	0.011	0.011	2	2	Discharge of drilling wastes; discharge from metal refineries; erosion of natural deposits
Fluoride (ppm)	02/23	N	0.81	0.81	4	4	Erosion of natural deposits; discharge from fertilizer and aluminum factories. Water additive which promotes strong teeth when at the optimum level of 0.7 ppm
Nitrate (as Nitrogen) (ppm)	02/23	N	0.079	0.079	10	10	Runoff from fertilizer use; leaching from septic tanks, sewage; erosion of natural deposits
Sodium (ppm)	02/23	N	44.0	44.0	N/A	160	Salt water intrusion, leaching from soil

#### Stage 1 Disinfectants/Disinfection By-Products

For chlorine, the level detected is the highest running annual average (RAA), computed quarterly, of monthly averages of all samples collected. The range of results is the range of results of all individual samples collected during the past year.

Contaminant and Unit of Measurement	Date of Sampling (mo/yr)	MCL Violation Y/N	Level Detected	Range of Results	MCLG or MRDLG	MCL or MRDL	Likely Source of Contamination
Chlorine (ppm)	01/23-12/23	N	1.50	0.36 - 1.89	MRDLG = 4	MRDL = 4.0	Water additive used to control microbes

#### Stage 2 Disinfectants/Disinfection By-Products

\* For Haloacetic Acids (HAA5) or Total Trihalomethanes (TTHM), the level detected is the highest detected level at any sampling point. Range of Results is the range of individual sample results (lowest to highest) for all monitoring locations.

\*\* For Haloacetic Acids (HAA5) or Total Trihalomethanes (TTHM), the level detected is the highest biennial running annual average (LRAA). Range of Results is the range of individual samples results (lowest to highest) for all monitoring locations.

Contaminant and Unit of Measurement	Date of Sampling (mo/yr)	MCL Violation Y/N	Level Detected	Range of Results	MCLG or MRDLG	MCL or MRDL	Likely Source of Contamination
Haloacetic Acids (HAA5) (ppb)	01/23-12/23	N	25.62*	5.25 - 25.65	N/A	MCL = 60	By-product of drinking water disinfection
Total Trihalomethanes (TTHM) (ppb)	01/23-12/23	Y	86.95**	31.93 - 87.69	N/A	MCL = 80	By-product of drinking water disinfection

The system incurred MCL violations during the first 3 quarters, due to the Location Running Average (LRAA) results at 2 sites exceeding the MCL of 80 ppb. LRAA results are shown in the table below. Some people who drank water containing trihalomethanes in excess of the MCL over many years may experience problems with the liver, kidneys, or central nervous systems, and may have an increased risk of getting cancer. Improvements made to the Ozone generation and injection system reduced the amount of chlorine required, which in turn reduces the formation of TTHMs.

TTHM Monitoring Results (ppb)	1st Quarter 2023	2nd Quarter 2023	3rd Quarter 2023	4th Quarter 2023	
NW - 56 1799 Astor Farms PI Quarterly Results	83.73	48.48	36.65	31.93	Reported LRAA for quarters 1-3 are based on results from previous quarters not reported on this table.
NW - 56 1799 Astor Farms PI LRAA	85.54	83.02	65.74	50.20	
NW - 79 - 4965 SR 46 Quarterly Results	87.69	75.21	60.14	56.28	
NW - 79 - 4965 SR 46 LRAA	83.83	86.95	80.64	69.83	

#### Lead and Copper (Tap Water)

Contaminant and Unit of Measurement	Date of Sampling (mo/yr)	AL Violation Y/N	90th Percentile Result	Number of sampling sites exceeding the AL	MCLG	AL	Likely Source of Contamination
Copper (tap water) (ppm)	06/2023	N	0.56	0	1.3	1.3	Corrosion of household plumbing systems; erosion of natural deposits; leaching from wood preservatives

## Drinking Water Quality Report- Southeast Service Area 2023



We are pleased to present you this year's Annual Water Quality Report. This report is designed to inform you about the quality water and services we deliver to you every day. Our constant goal is to provide you with a safe and dependable supply of drinking water. We want you to understand the efforts we make to continually improve the water treatment process and protect our water resources. We are committed to ensuring the quality of your water. The Floridan Aquifer is the water source for the Southeast Service Area (PWS #3590571) which is obtained from ground water wells. The water is ozonated, aerated, filtered with granular activated carbon, chlorinated for disinfection, the pH is adjusted for corrosion control, then fluoridate for dental health purposes. If you have any questions about this report or concerning your water utility, please contact Seminole County Utilities Department at 407-665-2110.



Seminole County Utilities Department routinely monitors for contaminants in your drinking water according to Federal and State laws, rules, and regulations. Except where indicated otherwise, this report is based on the results of our monitoring for the period of January 1 to December 31, 2023. Data obtained before January 1, 2023 and presented in this report are from the most recent testing done in accordance with the laws, rules, and regulations.

### Source Water Assessment Plan

In 2023, the Department of Environmental Protection performed a Source Water Assessment on our system. The assessment was conducted to provide information about any potential sources of contamination in the vicinity of our wells. There are two (2) potential sources of contamination identified for this system with low susceptibility levels. The assessment results are available on the FDEP Source Water Assessment and Protection Program website at [www.dep.state.fl.us/swapp](http://www.dep.state.fl.us/swapp).

### EPA Would Like You to Know

The sources of drinking water (both tap water and bottled water) include rivers, lakes, streams, ponds, reservoirs, springs, and wells. As water travels over the surface of the land or through the ground, it dissolves naturally occurring minerals and, in some cases, radioactive material, and can pick up substances resulting from the presence of animals or from human activity.

Contaminants that may be present in source water include:

- (A) Microbial contaminants, such as viruses and bacteria, which may come from sewage treatment plants, septic systems, agricultural livestock operations, and wildlife.
- (B) *Inorganic contaminants*, such as salts and metals, which can be naturally-occurring or result from urban stormwater runoff, industrial or domestic wastewater discharges, oil and gas production, mining, or farming.
- (C) *Pesticides and herbicides*, which may come from a variety of sources such as agriculture, urban stormwater runoff, and residential uses.
- (D) *Organic chemical contaminants*, including synthetic and volatile organic chemicals, which are by-products of industrial processes and petroleum production, and can also come from gas stations, urban stormwater runoff, and septic systems.
- (E) *Radioactive contaminants*, which can be naturally occurring or be the result of oil and gas production and mining activities.

In order to ensure that tap water is safe to drink, the EPA prescribes regulations, which limit the amount of certain contaminants in water provided by public water systems. The Food and Drug Administration (FDA) regulations establish limits for contaminants in bottled water, which must provide the same protection for public health.

Drinking water, including bottled water, may reasonably be expected to contain at least small amounts of some contaminants. The presence of contaminants does not necessarily indicate that the water poses a health risk. More information about contaminants and potential health effects can be obtained by calling the Environmental Protection Agency's Safe Drinking Water Hotline at 1-800-426-4791.

Some people may be more vulnerable to contaminants in drinking water than the general population. Immuno-compromised persons such as persons with cancer undergoing chemotherapy, persons who have undergone organ transplants, people with HIV/AIDS or other immune system disorders, some elderly, and infants can be particularly at risk from infections. These people should seek advice about drinking water from their health care providers. EPA/CDC guidelines on appropriate means to lessen the risk of infection by *Cryptosporidium* and other microbiological contaminants are available from the Safe Drinking Water Hotline (800-426-4791).

If present, elevated levels of lead can cause serious health problems, especially for pregnant women and young children. Lead in drinking water is primarily from materials and components associated with service lines and home plumbing. Seminole County Utilities Department is responsible for providing high quality drinking water but cannot control the variety of materials used in plumbing components. When your water has been sitting for several hours, you can minimize the potential for lead exposure by flushing your tap for 30 seconds to 2 minutes before using water for drinking or cooking. If you are concerned about lead in your water, you may wish to have your water tested. Information on lead in drinking water, testing methods, and steps you can take to minimize exposure is available from the Safe Drinking Water Hotline or at <http://www.epa.gov/safewater/lead>.



Sign up for e-billing now at [www.seminolecountyfl.gov](http://www.seminolecountyfl.gov)




**SIGN UP FOR AN IRRIGATION EVALUATION TODAY**



**FIX THAT LEAKY FAUCET OR TOILET!**  
Leaks can account for, on average, 10,000 gallons of water wasted in the home every year, which is enough to fill a backyard swimming pool!

**WATERING RESTRICTION SCHEDULE**  
EVEN HOUSE #'S THURSDAY AND SUNDAY  
ODD HOUSE #'S WEDNESDAY AND SATURDAY  
NON-RESIDENTIAL TUESDAY AND FRIDAY  
RECLAIM CUSTOMERS  
TWO DAYS PER WEEK



## Terms and Abbreviations

**Action Level (AL):** The concentration of a contaminant which, if exceeded, triggers treatment or other requirements that a water system must follow.

**Maximum Contaminant Level or MCL:** The highest level of a contaminant that is allowed in drinking water. MCLs are set as close to the MCLGs as feasible using the best available treatment technology.

**Maximum Contaminant Level Goal or MCLG:** The level of a contaminant in drinking water below which there is no known or expected risk to health. MCLGs allow for a margin of safety.

**Maximum residual disinfectant level or MRDL:** The highest level of a disinfectant allowed in drinking water. There is convincing evidence that addition of a disinfectant is necessary for control of microbial contaminants.

**Maximum residual disinfectant level goal or MRDLG:** The level of a drinking water disinfectant below which there is no known or expected risk to health. MRDLGs do not reflect the benefits of the use of disinfectants to control microbial contaminants.

“ND” means not detected and indicates that the substance was not found by laboratory analysis.

**Parts per billion (ppb) or Micrograms per liter (µg/l):** one part by weight of analyte to 1 billion parts by weight of the water sample.

**Parts per million (ppm) or Milligrams per liter (mg/l):** one part by weight of analyte to 1 million parts by weight of the water sample.

**Picocurie per liter (pCi/L):** measure of the radioactivity in water.

**Treatment Technique (TT):** A required process intended to reduce the level of a contaminant in drinking water.

## Southeast Service Area WATER QUALITY RESULTS

Southeast Water System - PWS ID# 3590571

### Water Quality Testing Results Table

#### Inorganic Contaminants

Results in the Level Detected column for radioactive contaminants, inorganic contaminants, synthetic organic contaminants including pesticides and herbicides, and volatile organic contaminants are the highest average at any of the sampling points or the highest detected level at any sampling point, depending on the sampling frequency.

Contaminant and Unit of Measurement	Date of Sampling (mo/yr)	MCL Violation Y/N	Level Detected	Range of Results	MCLG	MCL	Likely Source of Contamination
Barium (ppm)	02/23	N	0.01	0.01	2	2	Discharge of drilling wastes; discharge from metal refineries; erosion of natural deposits
Fluoride (ppm)	02/23	N	0.69	0.67 - 0.69	4	4	Erosion of natural deposits; discharge from fertilizer and aluminum factories. Water additive which promotes strong teeth when at the optimum level of 0.7 ppm
Nitrate (as Nitrogen) (ppm)	02/23	N	0.33	0.074 - 0.33	10	10	Runoff from fertilizer use; leaching from septic tanks, sewage; erosion of natural deposits
Sodium (ppm)	02/23	N	13.0	10.0 - 13.0	NA	160	Salt water intrusion, leaching from soil

#### Stage 1 Disinfectants/Disinfection By-Products

For bromate, chloramines, or chlorine, the level detected is the highest running annual average (RAA), computed quarterly, of monthly averages of all samples collected. The range of results is the range of results of all individual samples collected during the past year.

Contaminant and Unit of Measurement	Date of Sampling (mo/yr)	MCL Violation Y/N	Level Detected	Range of Results	MCLG or MRDLG	MCL or MRDL	Likely Source of Contamination
Chlorine (ppm)	01/23 - 12/23	N	1.26	0.23 - 2.26	MRDLG = 4	MRDL = 4.0	Water additive used to control microbes

#### Stage 2 Disinfectants/Disinfection By-Products

\* For Haloacetic Acids (HAAS) or Total Trihalomethanes (TTHM), the level detected is the highest locational running annual average (LRAA). Range of Results is the range of individual samples results (lowest to highest) for all monitoring locations.

Contaminant and Unit of Measurement	Date of Sampling (mo/yr)	MCL Violation Y/N	Level Detected	Range of Results	MCLG or MRDLG	MCL or MRDL	Likely Source of Contamination
Haloacetic Acids (HAAS) (ppb)	01/23 - 12/23	N	26.74*	15.53 - 33.80	NA	MCL = 60	By-product of drinking water disinfection
Total Trihalomethanes (TTHM) (ppb)	01/23 - 12/23	N	48.97*	30.85 - 64.46	NA	MCL = 80	By-product of drinking water disinfection

#### Lead and Copper (Tap Water)

Contaminant and Unit of Measurement	Date of Sampling (mo/yr)	AL Violation Y/N	90th Percentile Result	Number of sampling sites exceeding the AL	MCLG	AL	Likely Source of Contamination
Copper (tap water) (ppm)	06/2023	N	0.19	0	1.3	1.3	Corrosion of household plumbing systems; erosion of natural deposits; leaching from wood preservatives
Lead (tap water) (ppb)	06/2023	N	1.2	0	0	15	Corrosion of household plumbing systems; erosion of natural deposits; leaching from wood preservatives

## Drinking Water Quality Report-Southwest Service Area 2023



We are pleased to present you this year's Annual Water Quality Report. This report is designed to inform you about the quality of water and services we deliver to you every day. Our constant goal is to provide you with a safe and dependable supply of drinking water. We want you to understand the efforts we make to continually improve the water treatment process and protect our water resources. We are committed to ensuring the quality of your water. The Floridan Aquifer is the water source for the Southwest Service Area (PWS #3590785) which is obtained from ground water wells and is aerated, chlorinated for disinfection, and then fluoridated for dental health purposes. If you have any questions about this report or concerning your water utility, please contact Seminole County Utilities Department at 407-665-2110.



Seminole County Utilities Department routinely monitors for contaminants in your drinking water according to Federal and State laws, rules, and regulations. Except where indicated otherwise, this report is based on the results of our monitoring for the period of January 1 to December 31, 2023. Data obtained before January 1, 2023 and presented in this report are from the most recent testing done in accordance with the laws, rules, and regulations.

### Source Water Assessment Plan

In 2023, the Department of Environmental Protection performed a Source Water Assessment on our system. The assessment was conducted to provide information about any potential sources of contamination in the vicinity of our wells. There are two (2) potential sources of contamination identified for this system with low susceptibility levels. The assessment results are available on the FDEP Source Water Assessment and Protection Program website at [www.dep.state.fl.us/swapp](http://www.dep.state.fl.us/swapp).

### EPA Would Like You to Know

The sources of drinking water (both tap water and bottled water) include rivers, lakes, streams, ponds, reservoirs, springs, and wells. As water travels over the surface of the land or through the ground, it dissolves naturally occurring minerals and, in some cases, radioactive material, and can pick up substances resulting from the presence of animals or from human activity.

Contaminants that may be present in source water include:

- (A) Microbial contaminants, such as viruses and bacteria, which may come from sewage treatment plants, septic systems, agricultural livestock operations, and wildlife.
- (B) *Inorganic contaminants*, such as salts and metals, which can be naturally-occurring or result from urban stormwater runoff, industrial or domestic wastewater discharges, oil and gas production, mining, or farming.
- (C) *Pesticides and herbicides*, which may come from a variety of sources such as agriculture, urban stormwater runoff, and residential uses.
- (D) *Organic chemical contaminants*, including synthetic and volatile organic chemicals, which are by-products of industrial processes and petroleum production, and can also come from gas stations, urban stormwater runoff, and septic systems.
- (E) *Radioactive contaminants*, which can be naturally occurring or be the result of oil and gas production and mining activities.

In order to ensure that tap water is safe to drink, the EPA prescribes regulations, which limit the amount of certain contaminants in water provided by public water systems. The Food and Drug Administration (FDA) regulations establish limits for contaminants in bottled water, which must provide the same protection for public health.

Drinking water, including bottled water, may reasonably be expected to contain at least small amounts of some contaminants. The presence of contaminants does not necessarily indicate that the water poses a health risk. More information about contaminants and potential health effects can be obtained by calling the Environmental Protection Agency's Safe Drinking Water Hotline at 1-800-426-4791.

Some people may be more vulnerable to contaminants in drinking water than the general population. Immuno-compromised persons such as persons with cancer undergoing chemotherapy, persons who have undergone organ transplants, people with HIV/AIDS or other immune system disorders, some elderly, and infants can be particularly at risk from infections. These people should seek advice about drinking water from their health care providers. EPA/CDC guidelines on appropriate means to lessen the risk of infection by *Cryptosporidium* and other microbiological contaminants are available from the Safe Drinking Water Hotline (800-426-4791).

If present, elevated levels of lead can cause serious health problems, especially for pregnant women and young children. Lead in drinking water is primarily from materials and components associated with service lines and home plumbing. Seminole County Utilities Department is responsible for providing high quality drinking water, but cannot control the variety of materials used in plumbing components. When your water has been sitting for several hours, you can minimize the potential for lead exposure by flushing your tap for 30 seconds to 2 minutes before using water for drinking or cooking. If you are concerned about lead in your water, you may wish to have your water tested. Information on lead in drinking water, testing methods, and steps you can take to minimize exposure is available from the Safe Drinking Water Hotline or at <http://www.epa.gov/safewater/lead>.



**GO GREEN**

Sign up for e-billing now at [www.seminolecountyfl.gov](http://www.seminolecountyfl.gov)



**SIGN UP FOR AN IRRIGATION EVALUATION TODAY**



**FIX THAT LEAKY FAUCET OR TOILET!**

Leaks can account for, on average, 10,000 gallons of water wasted in the home every year, which is enough to fill a backyard swimming pool!


**WATERING RESTRICTION SCHEDULE**

**EVEN HOUSE #'S THURSDAY AND SUNDAY**

**ODD HOUSE #'S WEDNESDAY AND SATURDAY**

**NON-RESIDENTIAL TUESDAY AND FRIDAY**

**RECLAIM CUSTOMERS TWO DAYS PER WEEK**



## Terms and Abbreviations

**Action Level (AL):** The concentration of a contaminant which, if exceeded, triggers treatment or other requirements that a water system must follow.

**Maximum Contaminant Level or MCL:** The highest level of a contaminant that is allowed in drinking water. MCLs are set as close to the MCLGs as feasible using the best available treatment technology.

**Maximum Contaminant Level Goal or MCLG:** The level of a contaminant in drinking water below which there is no known or expected risk to health. MCLGs allow for a margin of safety.

**Maximum residual disinfectant level or MRDL:** The highest level of a disinfectant allowed in drinking water. There is convincing evidence that addition of a disinfectant is necessary for control of microbial contaminants.

**Maximum residual disinfectant level goal or MRDLG:** The level of a drinking water disinfectant below which there is no known or expected risk to health. MRDLGs do not reflect the benefits of the use of disinfectants to control microbial contaminants.

**“ND”** means not detected and indicates that the substance was not found by laboratory analysis.

**Parts per billion (ppb) or Micrograms per liter (µg/l):** one part by weight of analyte to 1 billion parts by weight of the water sample.

**Parts per million (ppm) or Milligrams per liter (mg/l):** one part by weight of analyte to 1 million parts by weight of the water sample.

**Picocurie per liter (pCi/L):** measure of the radioactivity in water.

**Treatment Technique (TT):** A required process intended to reduce the level of a contaminant in drinking water.



## Southwest Service Area WATER QUALITY RESULTS

### Southwest Water System - PWS ID# 3590785

#### Inorganic Contaminants

Results in the Level Detected column for inorganic contaminants are the highest average at any of the sampling points or the highest detected level at any sampling point, depending on the sampling frequency.

Contaminant and Unit of Measurement	Date of Sampling (mo/yr)	MCL Violation Y/N	Level Detected	Range of Results	MCLG	MCL	Likely Source of Contamination
Barium (ppm)	02/23	N	0.0096	0.0096	2	2	Discharge of drilling waste; discharge from metal refineries; erosion of natural deposits
Fluoride (ppm)	02/23	N	0.87	0.87	4	4	Erosion of natural deposits; discharge from fertilizer and aluminum factories. Water additive which promotes strong teeth when at the optimum level of 0.7 ppm
Nitrate (as Nitrogen) (ppm)	02/23	N	0.067	0.067	10	10	Runoff from fertilizer use; leaching from septic tanks, sewage; erosion of natural deposits
Sodium (ppm)	02/23	N	10	10	N/A	160	Salt water intrusion, leaching from soil

#### Stage 1 Disinfectants/Disinfection By-Products

For chlorine, the level detected is the highest running annual average (RAA), computed quarterly, of monthly averages of all samples collected. The range of results is the range of results of all individual samples collected during the past year.

Contaminant and Unit of Measurement	Date of Sampling (mo/yr)	MCL Violation Y/N	Level Detected	Range of Results	MCLG or MRDLG	MCL or MRDL	Likely Source of Contamination
Chlorine (ppm)	01/23 - 12/23	N	1.58	0.76 - 2.14	MRDLG = 4	MRDL = 4.0	Water additive used to control microbes

#### Stage 2 Disinfectant/Disinfection By-Products

For Haloacetic Acids (HAA5) or Total Trihalomethanes (TTHM), the level detected is the highest detected level at any sampling point. Range of Results is the range of individual sample results (lowest to highest) for all monitoring locations.

Contaminant and Unit of Measurement	Date of Sampling (mo/yr)	MCL Violation Y/N	Level Detected	Range of Results	MCLG or MRDLG	MCL or MRDL	Likely Source of Contamination
Haloacetic Acids (HAA5) (ppb)	01/23	N	14.93	12.23 - 14.93	N/A	MCL = 60	By-product of drinking water disinfection
Total Trihalomethanes (TTHM) (ppb)	01/23	N	30.34	25.31 - 30.34	N/A	MCL = 80	By-product of drinking water disinfection

#### Lead and Copper (Tap Water)

Contaminant and Unit of Measurement	Date of Sampling (mo/yr)	AL Violation Y/N	90th Percentile Result	Number of sampling sites exceeding the AL	MCLG	AL	Likely Source of Contamination
Copper (tap water) (ppm)	07/2023	N	0.28	0	1.3	1.3	Corrosion of household plumbing systems; erosion of natural deposits; leaching from wood preservatives

#### The Fifth Unregulated Contaminant Monitoring Rule (UCMR5)

Purpose : To collect occurrence data for contaminants suspected to be present in drinking water but that do not have health-based standards set under the Safe Drinking Water Act (SDWA). Southwest Water Treatment Plant has been monitoring these unregulated contaminants as part of a study to help the US Environmental Protection Agency determine whether or not these contaminants need to be regulated. The UCMR program is the primary source of drinking water contaminant occurrence data used by EPA in regulatory determinations. If you would like more information on the EPA's Unregulated Contaminants Monitoring Rule, please call the Safe Drinking Water Hotline at (800) 426-4791


In 2023 Seminole County Utilities Department sampled for a series of unregulated contaminants, including 29 PFAS compounds (per- and polyfluoroalkyl substances) and one metal, Lithium per EPA's UCMR5 requirement. Sample results showed no detectable quantities for any of the 29 PFAS compounds or Lithium. You have a right to know this data is available. Unregulated contaminants do not yet have a drinking water standard. This monitoring will help determine whether the contaminants should require on-going testing and establish allowable maximum contaminant limits. If you wish to learn more of the sample results, visit our website at:

<https://www.seminolecountyfl.gov/departments-services/utilities/water/>

## Drinking Water Quality Report-Sun Shadows Consecutive Service Area 2023



We are pleased to present you this year's Annual Water Quality Report. This report is designed to inform you about the quality water and services we deliver to you every day. Our constant goal is to provide you with a safe and dependable supply of drinking water. We want you to understand the efforts we make to continually improve the water treatment process and protect our water resources. We are committed to ensuring the quality of your water. The Floridan Aquifer is the water source for the Sun Shadows Consecutive Service Area (PWS #3594216) which is obtained from ground water wells which are aerated to remove hydrogen sulfide, filtered with granular activated carbon, chlorinated for disinfection, and orthopolyphosphate is added for corrosion control. If you have any questions about this report or concerning your water utility, please contact Seminole County Utilities Department at 407-665-2110.



Seminole County Utilities Department routinely monitors for contaminants in your drinking water according to Federal and State laws, rules, and regulations. Except where indicated otherwise, this report is based on the results of our monitoring for the period of January 1 to December 31, 2023. Data obtained before January 1, 2023 and presented in this report are from the most recent testing done in accordance with the laws, rules, and regulations.

### Source Water Assessment Plan

In 2023, the Department of Environmental Protection performed a Source Water Assessment on City of Casselberry, PWS #3590159, from whom we purchase your drinking water. The assessment was conducted to provide information about any potential sources of contamination in the vicinity of their wells. There are nine (9) potential sources of contamination identified for this system with low susceptibility levels. The assessment results are available on the FDEP Source Water Assessment and Protection Program website at [www.dep.state.fl.us/swapp](http://www.dep.state.fl.us/swapp).

### EPA Would Like You to Know

The sources of drinking water (both tap water and bottled water) include rivers, lakes, streams, ponds, reservoirs, springs, and wells. As water travels over the surface of the land or through the ground, it dissolves naturally occurring minerals and, in some cases, radioactive material, and can pick up substances resulting from the presence of animals or from human activity.

Contaminants that may be present in source water include:

- (A) Microbial contaminants, such as viruses and bacteria, which may come from sewage treatment plants, septic systems, agricultural livestock operations, and wildlife.
- (B) *Inorganic contaminants*, such as salts and metals, which can be naturally-occurring or result from urban stormwater runoff, industrial or domestic wastewater discharges, oil and gas production, mining, or farming.
- (C) *Pesticides and herbicides*, which may come from a variety of sources such as agriculture, urban stormwater runoff, and residential uses.
- (D) *Organic chemical contaminants*, including synthetic and volatile organic chemicals, which are by-products of industrial processes and petroleum production, and can also come from gas stations, urban stormwater runoff, and septic systems.
- (E) *Radioactive contaminants*, which can be naturally occurring or be the result of oil and gas production and mining activities.

In order to ensure that tap water is safe to drink, the EPA prescribes regulations, which limit the amount of certain contaminants in water provided by public water systems. The Food and Drug Administration (FDA) regulations establish limits for contaminants in bottled water, which must provide the same protection for public health.

Drinking water, including bottled water, may reasonably be expected to contain at least small amounts of some contaminants. The presence of contaminants does not necessarily indicate that the water poses a health risk. More information about contaminants and potential health effects can be obtained by calling the Environmental Protection Agency's Safe Drinking Water Hotline at 1-800-426-4791.

Some people may be more vulnerable to contaminants in drinking water than the general population. Immuno-compromised persons such as persons with cancer undergoing chemotherapy, persons who have undergone organ transplants, people with HIV/AIDS or other immune system disorders, some elderly, and infants can be particularly at risk from infections. These people should seek advice about drinking water from their health care providers. EPA/CDC guidelines on appropriate means to lessen the risk of infection by *Cryptosporidium* and other microbiological contaminants are available from the Safe Drinking Water Hotline (800-426-4791).

If present, elevated levels of lead can cause serious health problems, especially for pregnant women and young children. Lead in drinking water is primarily from materials and components associated with service lines and home plumbing. Seminole County Utilities Department is responsible for providing high quality drinking water but cannot control the variety of materials used in plumbing components. When your water has been sitting for several hours, you can minimize the potential for lead exposure by flushing your tap for 30 seconds to 2 minutes before using water for drinking or cooking. If you are concerned about lead in your water, you may wish to have your water tested. Information on lead in drinking water, testing methods, and steps you can take to minimize exposure is available from the Safe Drinking Water Hotline or at <http://www.epa.gov/safewater/lead>.



**GO GREEN**

Sign up for e-billing now at [www.seminolecountyfl.gov](http://www.seminolecountyfl.gov)



**SIGN UP FOR AN IRRIGATION EVALUATION TODAY**



**FIX THAT LEAKY FAUCET OR TOILET!**

Leaks can account for, on average, 10,000 gallons of water wasted in the home every year, which is enough to fill a backyard swimming pool!


**WATERING RESTRICTION SCHEDULE**

**EVEN HOUSE #'S THURSDAY AND SUNDAY**

**ODD HOUSE #'S WEDNESDAY AND SATURDAY**

**NON-RESIDENTIAL TUESDAY AND FRIDAY**

**RECLAIM CUSTOMERS TWO DAYS PER WEEK**



## Terms and Abbreviations

**Action Level (AL):** The concentration of a contaminant which, if exceeded, triggers treatment or other requirements that a water system must follow.

**Maximum Contaminant Level or MCL:** The highest level of a contaminant that is allowed in drinking water. MCLs are set as close to the MCLGs as feasible using the best available treatment technology.

**Maximum Contaminant Level Goal or MCLG:** The level of a contaminant in drinking water below which there is no known or expected risk to health. MCLGs allow for a margin of safety.

**Maximum residual disinfectant level or MRDL:** The highest level of a disinfectant allowed in drinking water. There is convincing evidence that addition of a disinfectant is necessary for control of microbial contaminants.

**Maximum residual disinfectant level goal or MRDLG:** The level of a drinking water disinfectant below which there is no known or expected risk to health. MRDLGs do not reflect the benefits of the use of disinfectants to control microbial contaminants.

“ND” means not detected and indicates that the substance was not found by laboratory analysis.

**Parts per billion (ppb) or Micrograms per liter (µg/l):** one part by weight of analyte to 1 billion parts by weight of the water sample.

**Parts per million (ppm) or Milligrams per liter (mg/l):** one part by weight of analyte to 1 million parts by weight of the water sample.

**Picocurie per liter (pCi/L):** measure of the radioactivity in water.

**Treatment Technique (TT):** A required process intended to reduce the level of a contaminant in drinking water.

## Sunshadows Service Area WATER QUALITY RESULTS

### Sun Shadows Consecutive Water System - PWS ID# 3594216

#### Inorganic Contaminants

Results in the Level Detected column for inorganic contaminants are the highest average at any of the sampling points or the highest detected level at any sampling point, depending on the sampling frequency.

Contaminant and Unit of Measurement	Date of Sampling (mo/yr)	MCL Violation Y/N	Level Detected	Range of Results	MCLG or MRDLG	MCL or MRDL	Likely Source of Contamination
Barium (ppm) <i>City of Casselberry</i>	06/23	N	0.016	0.0087 - 0.016	2	2	Discharge of drilling wastes; discharge from metal refineries; erosion of natural deposits
Fluoride (ppm) <i>City of Casselberry</i>	06/23	N	0.19	0.18 - 0.19	4	4	Erosion of natural deposits; discharge from fertilizer and aluminum factories. Water additive which promotes strong teeth when at optimum level of 0.7 ppm
Nitrate (as Nitrogen) (ppm) <i>City of Casselberry</i>	01/23 - 06/23	N	0.21	0.073 - 0.21	10	10	Runoff from fertilizer use; leaching from septic tanks, sewage; erosion of natural deposits
Sodium (ppm) <i>City of Casselberry</i>	06/23	N	14.0	9.80 - 14.0	N/A	160	Salt water intrusion, leaching from soil

#### Stage 1 Disinfectants/Disinfection By-Products

For chlorine, the level detected is the highest running annual average (RAA), computed quarterly, of monthly averages of all samples collected. The range of results is the range of results of all individual samples collected during the past year.

Contaminant and Unit of Measurement	Date of Sampling (mo/yr)	MCL Violation Y/N	Level Detected	Range of Results	MCLG or MRDLG	MCL or MRDL	Likely Source of Contamination
Chlorine (ppm) <i>Seminole County</i> <i>City of Casselberry</i>	01/23 - 12/23	N	1.62	0.39 - 1.74	MRDLG = 4	MRDL = 4.0	Water additive used to control microbes
	01/23 - 12/23	N	1.83	0.33 - 3.29			

#### Stage 2 Disinfectants/Disinfection By-Products

\* For Haloacetic Acids (HAA5) or Total Trihalomethanes (TTHM), the level detected is the highest detected level at any sampling point. Range of Results is the range of individual sample results (lowest to highest) for all monitoring locations.

\*\* For Haloacetic Acids (HAA5) or Total Trihalomethanes (TTHM), the level detected is the highest locational running annual average (LRAA). Range of Results is the range of individual samples results (lowest to highest) for all monitoring locations.

Contaminant and Unit of Measurement	Date of Sampling (mo/yr)	MCL Violation Y/N	Level Detected	Range of Results	MCLG or MRDLG	MCL or MRDL	Likely Source of Contamination
Haloacetic Acids (five) (HAA5) (ppb) <i>Seminole County</i> <i>City of Casselberry</i>	08/23	N	25.2*	23.56 - 25.2	NA	MCL = 60	By-product of drinking water disinfection
	01/23 - 12/23	N	29.0**	18.14 - 32.98			
Total Trihalomethanes (TTHM) (ppb) <i>Seminole County</i> <i>City of Casselberry</i>	08/23	N	51.00*	43.15 - 51.00	NA	MCL = 80	By-product of drinking water disinfection
	01/23 - 12/23	N	64.08**	29.89 - 76.83			

#### Lead and Copper (Tap Water)

Contaminant and Unit of Measurement	Date of Sampling (mo/yr)	AL Violation Y/N	90th Percentile Result	Number of sampling sites exceeding the AL	MCLG	AL	Likely Source of Contamination
Copper (tap water) (ppm) <i>Seminole County</i>	06/21	N	0.081	0	1.3	1.3	Corrosion of household plumbing systems, erosion of natural deposits