

INDEX OF SIGNING & PAVEMENT MARKING PLANS

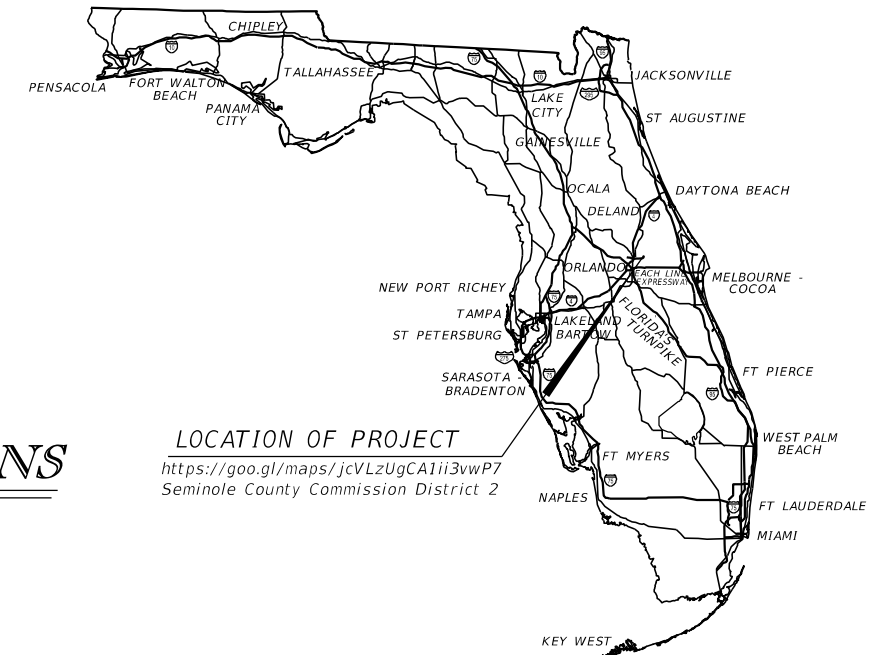
SHEET NO.	SHEET DESCRIPTION
S-01	KEY SHEET
S-02	SIGNATURE SHEETS
S-03 to S-05	TABULATION OF QUANTITIES
S-06	GENERAL NOTES
S-07 to S-26	SIGNING & PAVEMENT MARKING PLAN
S-27 to S-29	GUIDE SIGN WORKSHEET
S-30 to S-31	RRFB SYSTEM PLAN
S-32 to S-33	RRFB SPECIAL DETAILS

**STATE OF FLORIDA
DEPARTMENT OF TRANSPORTATION**

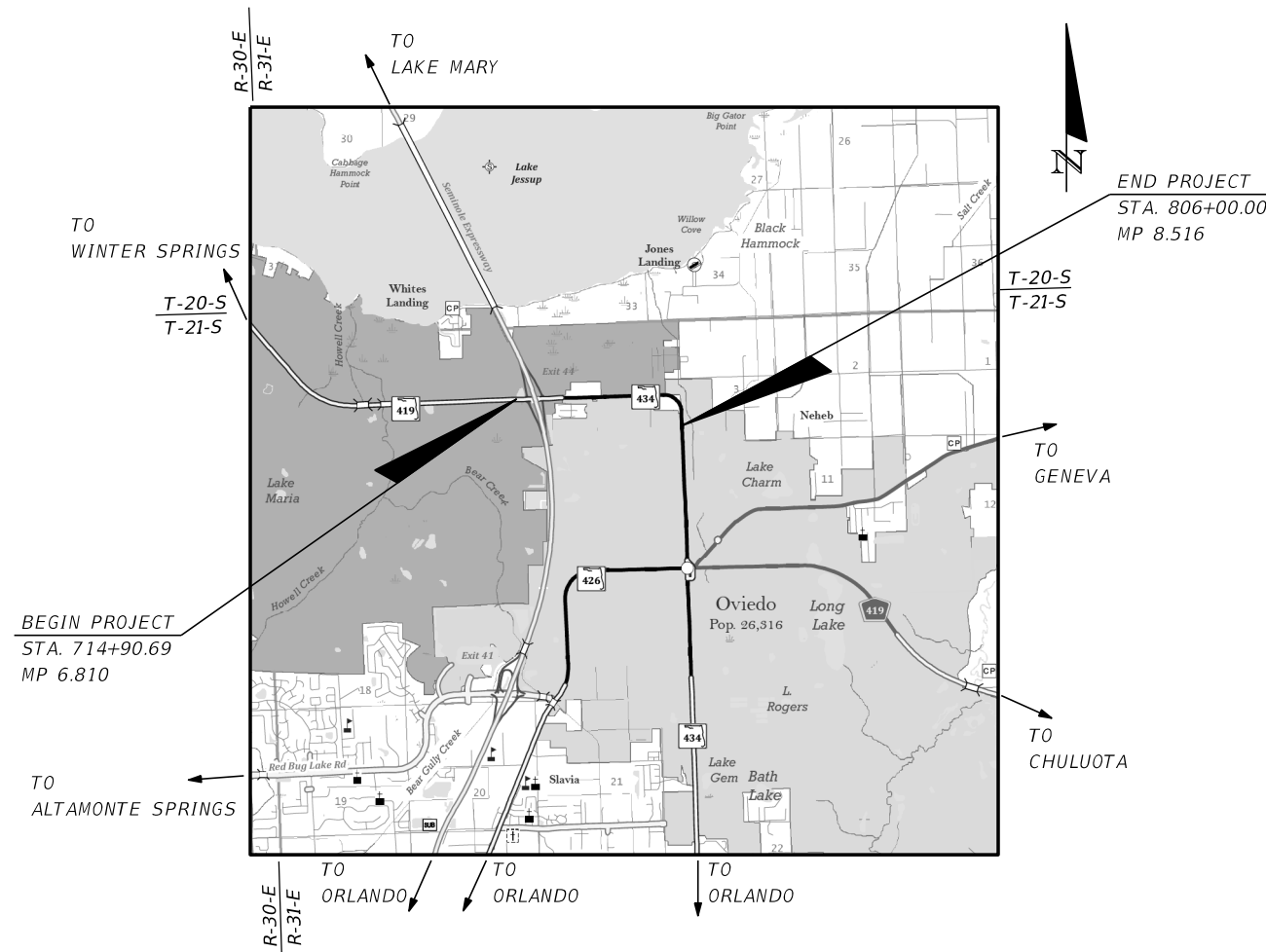
CONTRACT PLANS

FINANCIAL PROJECT ID 446491-1-38-01
FEDERAL AID PROJECT NO. D520 086 B
SEMINOLE COUNTY CIP 01785145
SEMINOLE COUNTY (77070)
STATE ROAD NO. 434

SIGNING AND PAVEMENT MARKINGS PLANS



LOCATION OF PROJECT
<https://goo.gl/maps/jcVLzUgCA1ii3vwP7>
Seminole County Commission District 2



**PHASE II
SUBMITTAL 03-15-2022
SIGNING AND MARKING PLANS
ENGINEER OF RECORD:**

BRANDON W. KELLEY, P.E.
P.E. LICENSE NUMBER 88997
KITTELSON & ASSOCIATES, INC.
225 EAST ROBINSON STREET, SUITE 355
ORLANDO, FL 32801
CONTRACT NO.: PS-3047-20/RTB

**SIGNALIZATION PLANS
ENGINEER OF RECORD:**

JONATHAN C. CRISAFI, P.E.
P.E. LICENSE NUMBER 89485
KITTELSON & ASSOCIATES, INC.
225 EAST ROBINSON STREET, SUITE 355
ORLANDO, FL 32801
CONTRACT NO.: PS-3047-20/RTB

SEMINOLE COUNTY PROJECT MANAGER:

JEFF SLOMAN, P.E.

FDOT PROJECT MANAGER:

RYAN FRAZIER, P.E.

SEMINOLE COUNTY BOARD OF COUNTY COMMISSIONERS


- DISTRICT 1 BOB DALLARI
- DISTRICT 2 JAY ZEMBOWER
- DISTRICT 3 LEE CONSTANTINE
- DISTRICT 4 AMY LOCKHART
- DISTRICT 5 ANDRIA HERR

SEMINOLE COUNTY DIRECTOR OF PUBLIC WORKS

JEAN JREIJ, P.E.

PRELIMINARY

CONSTRUCTION CONTRACT NO.	FISCAL YEAR	SHEET NO.
		S-01



THIS ITEM HAS BEEN DIGITALLY SIGNED AND SEALED BY:


ON THE DATE ADJACENT TO THE SEAL

PRINTED COPIES OF THIS DOCUMENT ARE NOT CONSIDERED SIGNED AND SEALED, AND THE SIGNATURE MUST BE VERIFIED ON ANY ELECTRONIC COPIES.

KITTELSON & ASSOCIATES, INC.
225 E. ROBINSON ST, SUITE 355, ORLANDO, FL 32801
CERTIFICATE OF AUTHORIZATION NO. 007524
BRANDON W. KELLEY, P.E. NO. 88997

THE ABOVE NAMED PROFESSIONAL ENGINEER SHALL BE RESPONSIBLE FOR THE FOLLOWING SHEETS IN ACCORDANCE WITH RULE 61G15-23.004, F.A.C.

SHEET NO.	SHEET DESCRIPTION
S-01	KEY SHEET
S-02	SIGNATURE SHEET
S-03 TO S-05	TABULATION OF QUANTITIES
S-06	GENERAL NOTES
S-07 TO S-26	SIGNING AND MARKING PLAN SHEETS
S-27 TO S-29	GUIDE SIGN WORKSHEETS



THIS ITEM HAS BEEN DIGITALLY SIGNED AND SEALED BY:

ON THE DATE ADJACENT TO THE SEAL

PRINTED COPIES OF THIS DOCUMENT ARE NOT CONSIDERED SIGNED AND SEALED, AND THE SIGNATURE MUST BE VERIFIED ON ANY ELECTRONIC COPIES.

KITTELSON & ASSOCIATES, INC.
225 E. ROBINSON ST, SUITE 355, ORLANDO, FL 32801
CERTIFICATE OF AUTHORIZATION NO. 007524
JONATHAN C. CRISAFI, P.E. NO. 89485

THE ABOVE NAMED PROFESSIONAL ENGINEER SHALL BE RESPONSIBLE FOR THE FOLLOWING SHEETS IN ACCORDANCE WITH RULE 61G15-23.004, F.A.C.

SHEET NO.	SHEET DESCRIPTION
S-30 TO S-31	RRFB SYSTEM PLAN
S-32 TO S-33	RRFB SPECIAL DETAILS

REVISIONS				BRANDON W. KELLEY, P.E. P.E. NO.: 88997 KITTELSON & ASSOCIATES, INC. 225 E. ROBINSON STREET, SUITE 355 ORLANDO, FL 32801 CERTIFICATE OF AUTHORIZATION: 007524	STATE OF FLORIDA DEPARTMENT OF TRANSPORTATION				SEMINOLE COUNTY FLORIDA ESTABLISHED 1822	SHEET NO. S-02
DATE	DESCRIPTION	DATE	DESCRIPTION		ROAD NO.	COUNTY	CIP #	FINANCIAL PROJECT ID		
			PRELIMINARY		SR 434	SEMINOLE	3047-20	446491-1-38-01	SIGNATURE SHEET	

TABULATION OF QUANTITIES

PAY ITEM NO.	DESCRIPTION	UNIT	SHEET NUMBERS														TOTAL THIS SHEET	
			S-07		S-08		S-09		S-10		S-11		S-12/S-29		S-13		PLAN	FINAL
			PLAN	FINAL	PLAN	FINAL	PLAN	FINAL	PLAN	FINAL	PLAN	FINAL	PLAN	FINAL	PLAN	FINAL		
0700 1 11	Single Post Sign, F&I Ground Mount, Up To 12 sf	AS	1				2		1		1		12		1		18	
0700 1 50	Single Post Sign, Relocate	AS				2											2	
0700 1 60	Single Post Sign, Remove	AS			2												2	
0700 2 11	Multi- Post Sign, F&I Ground Mount, Up To 12 sf	AS											6				6	
0711 11124	Thermoplastic, White, Solid for Diagonals and Chevrons, 18"	LF											92				92	
0711 11141	Thermoplastic, Standard, White, 2-4 Dotted Guide Line/ 6-10 Dotted Extension, 6"	GM						0.030					0.016				0.046	
0711 11144	Thermoplastic, White, Roundabout Extension Line, 12" (2/2)	GM											0.030				0.030	
0711 11160	Thermoplastic, Message or Symbol	EA											7				7	
0711 11170	Thermoplastic, Arrows	EA							6		2		10				18	
0711 11224	Thermoplastic, Yellow, Solid for Diagonals and Chevrons, 18"	LF				98									45		143	
0711 11241	Thermoplastic, Standard, Yellow, 2-4 Dotted Guide Line/ 6-10 Dotted Extension, 6"	GM								0.028			0.003				0.031	
0711 14123	Thermoplastic, Preform, White, Solid, 12"	LF				76			159				290		246		771	
0711 14125	Thermoplastic, Preform, White, Solid, 24"	LF				88			171				270		266		795	
0711 14160	Thermoplastic, Preformed, White, Message	EA																
0711 14170	Thermoplastic, Preformed, White, Arrow	EA																
0711 16101	Thermoplastic, Std - Other Surfaces, White, Solid, 6"	GM				0.113		0.300		0.111			0.391		0.147		1.062	
0711 16102	Thermoplastic, Std - Other Surfaces, White, Solid, 8"	GM											0.070				0.070	
0711 16131	Thermoplastic, White, Skip/Dotted, 6" (10/30)	GM																
0711 16201	Thermoplastic, Std - Other Surfaces, Yellow, Solid, 6"	GM				0.228		0.229		0.103			0.204		0.127		0.891	
0711 16202	Thermoplastic, Std - Other Surfaces, Yellow, Solid, 8"	GM													0.022		0.022	
710-90	Painted Pavement Markings, Final Surface																	
	Paint, White, Solid, 6"	GM				0.113		0.300		0.111			0.391		0.147		1.062	
	Paint, White, Solid, 8"	GM											0.070				0.070	
	Paint, White, Solid, Crosswalk/Roundabout, 12"	LF				76			159				290		246		771	
	Paint, White, Solid, Diagonals/Chevrons, 18"	LF											92				92	
	Paint, White, Solid, Stop Lines/Crosswalk, 24"	LF				88			171				270		266		795	
	Paint, White, Skip, 6"	GM																
	Paint, White, Guide Line, 6"	GM							0.030				0.016				0.046	
	Paint, White, Guide Line, 12" (2/4)	GM											0.030				0.030	
	Paint, White, Message	EA											7				7	
	Paint, White, Arrows	EA							6		2		10				18	
	Paint, Yellow, Solid, 6"	GM				0.228		0.229		0.103			0.204		0.127		0.891	
	Paint, Yellow, Solid, 8"	GM													0.022		0.022	
	Paint, Yellow, Solid, Diagonals/Chevrons, 18"	LF				98									45		143	
	Paint, White, Guide Line, 6"	GM								0.028			0.003				0.031	
	Note: These quantities are paid for under Painted Pavement Markings (Final Surface), Lump Sum - Item No. 710-90. The quantities are for one application. See Specification 710 for the number of applications required.																	
	SIGNALS																	
0654 2 27	Rectangular Rapid Flashing Beacon, F/I- Solar, Sign Assembly- Single Dir Accesible Detector	AS											8				8	

REVISIONS				BRANDON W. KELLEY, P.E. P.E. NO.: 88997 KITTELSON & ASSOCIATES, INC. 225 E. ROBINSON STREET, SUITE 355 ORLANDO, FL 32801 CERTIFICATE OF AUTHORIZATION: 007524	STATE OF FLORIDA DEPARTMENT OF TRANSPORTATION				 SEMINOLE COUNTY FLORIDA	SIGNING AND MARKING TABULATION OF QUANTITIES				SHEET NO.
DATE	DESCRIPTION	DATE	DESCRIPTION		ROAD NO.	COUNTY	CIP #	FINANCIAL PROJECT ID						
			PRELIMINARY		SR 434	SEMINOLE	3047-20	446491-1-38-01						S-03

TABULATION OF QUANTITIES

PAY ITEM NO.	DESCRIPTION	UNIT	SHEET NUMBERS														TOTAL THIS SHEET	
			S-14		S-15		S-16		S-17		S-18/S-30		S-19		S-20		PLAN	FINAL
			PLAN	FINAL	PLAN	FINAL	PLAN	FINAL	PLAN	FINAL	PLAN	FINAL	PLAN	FINAL	PLAN	FINAL		
0700 1 11	Single Post Sign, F&I Ground Mount, Up To 12 sf	AS					1		5			23			4			33
0700 1 50	Single Post Sign, Relocate	AS			1		1											2
0700 1 60	Single Post Sign, Remove	AS			2		1		6			3		1				13
0700 2 11	Multi- Post Sign, F&I Ground Mount, Up To 12 sf	AS										6						6
0711 11124	Thermoplastic, White, Solid for Diagonals and Chevrons, 18"	LF										86						86
0711 11141	Thermoplastic, Standard, White, 2-4 Dotted Guide Line/ 6-10 Dotted Extension, 6"	GM										0.024		0.029				0.053
0711 11144	Thermoplastic, White, Roundabout Extension Line, 12" (2/2)	GM										0.033						0.033
0711 11160	Thermoplastic, Message or Symbol	EA							3			6		1				10
0711 11170	Thermoplastic, Arrows	EA	2		2				6			12		6		7		35
0711 11224	Thermoplastic, Yellow, Solid for Diagonals and Chevrons, 18"	LF	44													44		88
0711 11241	Thermoplastic, Standard, Yellow, 2-4 Dotted Guide Line/ 6-10 Dotted Extension, 6"	GM													0.051			0.051
0711 14123	Thermoplastic, Preform, White, Solid, 12"	LF	203		127			185				316				354		1185
0711 14125	Thermoplastic, Preform, White, Solid, 24"	LF	228		135			213				310				386		1272
0711 14160	Thermoplastic, Preformed, White, Message	EA																
0711 14170	Thermoplastic, Preformed, White, Arrow	EA																
0711 16101	Thermoplastic, Std - Other Surfaces, White, Solid, 6"	GM	0.286		0.255			0.238		0.244		0.349		0.240		0.335		1.947
0711 16102	Thermoplastic, Std - Other Surfaces, White, Solid, 8"	GM							0.005		0.067							0.072
0711 16131	Thermoplastic, White, Skip/Dotted, 6" (10/30)	GM							0.044		0.032		0.214		0.263			0.553
0711 16201	Thermoplastic, Std - Other Surfaces, Yellow, Solid, 6"	GM	0.224		0.224			0.227		0.184		0.167						1.026
0711 16202	Thermoplastic, Std - Other Surfaces, Yellow, Solid, 8"	GM	0.021															0.021
710-90	Painted Pavement Markings, Final Surface																	
	Paint, White, Solid, 6"	GM	0.286		0.255			0.238		0.244		0.349		0.240		0.335		1.947
	Paint, White, Solid, 8"	GM							0.005		0.067							0.072
	Paint, White, Solid, Crosswalk/Roundabout, 12"	LF	203		127			185				316				354		1185
	Paint, White, Solid, Diagonals/Chevrons, 18"	LF										86						86
	Paint, White, Solid, Stop Lines/Crosswalk, 24"	LF	228		135			213				310				386		1272
	Paint, White, Skip, 6"	GM							0.044		0.032		0.214		0.263			0.553
	Paint, White, Guide Line, 6"	GM									0.024		0.029					0.053
	Paint, White, Guide Line, 12" (2/4)	GM									0.033							0.033
	Paint, White, Message	EA							3		6		1					10
	Paint, White, Arrows	EA	2		2				6		12		6		7			35
	Paint, Yellow, Solid, 6"	GM	0.224		0.224			0.227		0.184		0.167						1.026
	Paint, Yellow, Solid, 8"	GM	0.021															0.021
	Paint, Yellow, Solid, Diagonals/Chevrons, 18"	LF	44												44			88
	Paint, White, Guide Line, 6"	GM													0.051			0.051
Note:	These quantities are paid for under Painted Pavement Markings (Final Surface), Lump Sum - Item No. 710-90. The quantities are for one application. See Specification 710 for the number of applications required.																	
	SIGNALS																	
0654 2 27	Rectangular Rapid Flashing Beacon, F/I- Solar, Sign Assembly- Single Dir Accesible Detector	AS										13						13

REVISIONS				BRANDON W. KELLEY, P.E. P.E. NO.: 88997 KITTELSON & ASSOCIATES, INC. 225 E. ROBINSON STREET, SUITE 355 ORLANDO, FL 32801 CERTIFICATE OF AUTHORIZATION: 007524	STATE OF FLORIDA DEPARTMENT OF TRANSPORTATION				 SEMINOLE COUNTY FLORIDA	SIGNING AND MARKING TABULATION OF QUANTITIES				SHEET NO.
DATE	DESCRIPTION	DATE	DESCRIPTION		ROAD NO.	COUNTY	CIP #	FINANCIAL PROJECT ID						
			PRELIMINARY		SR 434	SEMINOLE	3047-20	446491-1-38-01						S-04

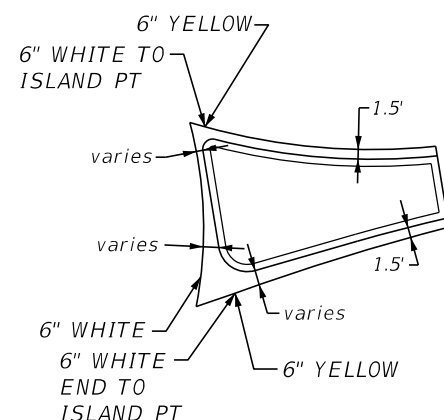
TABULATION OF QUANTITIES

PAY ITEM NO.	DESCRIPTION	UNIT	SHEET NUMBERS														TOTAL THIS SHEET		GRAND TOTAL	
			S-21		S-22		S-23		S-24		S-25		S-26		PLAN	FINAL	PLAN	FINAL		
			PLAN	FINAL	PLAN	FINAL	PLAN	FINAL	PLAN	FINAL	PLAN	FINAL	PLAN	FINAL						
0700 1 11	Single Post Sign, F&I Ground Mount, Up To 12 sf	AS	24		3		1		4		1		2				35	86		
0700 1 50	Single Post Sign, Relocate	AS	4			1				1							6	10		
0700 1 60	Single Post Sign, Remove	AS																15		
0700 2 11	Multi- Post Sign, F&I Ground Mount, Up To 12 sf	AS	4														4	16		
0711 11124	Thermoplastic, White, Solid for Diagonals and Chevrons, 18"	LF						123									123	301		
0711 11141	Thermoplastic, Standard, White, 2-4 Dotted Guide Line/ 6-10 Dotted Extension, 6"	GM																0.099		
0711 11144	Thermoplastic, White, Roundabout Extension Line, 12" (2/2)	GM	0.033														0.033	0.096		
0711 11160	Thermoplastic, Message or Symbol	EA	4					4									8	25		
0711 11170	Thermoplastic, Arrows	EA	7					4									11	64		
0711 11224	Thermoplastic, Yellow, Solid for Diagonals and Chevrons, 18"	LF	46			18		41				30					134	365		
0711 11241	Thermoplastic, Standard, Yellow, 2-4 Dotted Guide Line/ 6-10 Dotted Extension, 6"	GM	0.005														0.005	0.087		
0711 14123	Thermoplastic, Preform, White, Solid, 12"	LF	359														359	2315		
0711 14125	Thermoplastic, Preform, White, Solid, 24"	LF	282														282	2349		
0711 14160	Thermoplastic, Preformed, White, Message	EA																		
0711 14170	Thermoplastic, Preformed, White, Arrow	EA																		
0711 16101	Thermoplastic, Std - Other Surfaces, White, Solid, 6"	GM	0.370	0.056	0.069	0.214	0.012	0.068										3.009		
0711 16102	Thermoplastic, Std - Other Surfaces, White, Solid, 8"	GM				0.072											0.072	0.214		
0711 16131	Thermoplastic, White, Skip/Dotted, 6" (10/30)	GM																0.553		
0711 16201	Thermoplastic, Std - Other Surfaces, Yellow, Solid, 6"	GM	0.385	0.050	0.044	0.278	0.031	0.105									1	2.810		
0711 16202	Thermoplastic, Std - Other Surfaces, Yellow, Solid, 8"	GM																0.043		
710-90	Painted Pavement Markings, Final Surface																			
	Paint, White, Solid, 6"	GM	0.370	0.056	0.069	0.214	0.012	0.068									1	3.798		
	Paint, White, Solid, 8"	GM				0.072											0.072	0.214		
	Paint, White, Solid, Crosswalk/Roundabout, 12"	LF	359														359	2315		
	Paint, White, Solid, Diagonals/Chevrons, 18"	LF				123											123	301		
	Paint, White, Solid, Stop Lines/Crosswalk, 24"	LF	282														282	2349		
	Paint, White, Skip, 6"	GM																0.553		
	Paint, White, Guide Line, 6"	GM																0.099		
	Paint, White, Guide Line, 12" (2/4)	GM	0.033														0.033	0.096		
	Paint, White, Message	EA	4					4									8	25		
	Paint, White, Arrows	EA	7					4									11	64		
	Paint, Yellow, Solid, 6"	GM	0.385	0.050	0.044	0.278	0.031	0.105									1	2.810		
	Paint, Yellow, Solid, 8"	GM																0.043		
	Paint, Yellow, Solid, Diagonals/Chevrons, 18"	LF	46		18	41		30									134	365		
	Paint, White, Guide Line, 6"	GM	0.005														0.005	0.087		
Note: These quantities are paid for under Painted Pavement Markings (Final Surface), Lump Sum - Item No. 710-90. The quantities are for one application. See Specification 710 for the number of applications required.																				
SIGNALS																				
0654 2 27	Rectangular Rapid Flashing Beacon, F/I- Solar, Sign Assembly- Single Dir Accesible Detector	AS																21		

REVISIONS				BRANDON W. KELLEY, P.E. P.E. NO.: 88997 KITTELSON & ASSOCIATES, INC. 225 E. ROBINSON STREET, SUITE 355 ORLANDO, FL 32801 CERTIFICATE OF AUTHORIZATION: 007524	STATE OF FLORIDA DEPARTMENT OF TRANSPORTATION				 SEMINOLE COUNTY FLORIDA	SIGNING AND MARKING TABULATION OF QUANTITIES				SHEET NO.
DATE	DESCRIPTION	DATE	DESCRIPTION		ROAD NO.	COUNTY	CIP #	FINANCIAL PROJECT ID						
			PRELIMINARY		SR 434	SEMINOLE	3047-20	446491-1-38-01						S-05

SIGNING AND MARKING NOTES:

1. SIGNS SHALL BE PLACED BASED ON FDOT STANDARD INDEX NO. 700-101, UNLESS OTHERWISE NOTED ON PLANS. ALL SIGNS MOUNTED OVER SIDEWALKS SHALL HAVE A VERTICAL CLEARANCE OF EIGHT FEET (8') STANDARD.
2. UNLESS OTHERWISE NOTED ON PLAN SHEETS, ALL CROSSWALKS SHALL BE TEN FEET (10') IN WIDTH. MEASUREMENTS SHALL BE FROM INSIDE TO INSIDE OF 12" STRIPES.
3. ALL PAVEMENT MARKINGS, CROSSINGS, ARROW AND BIKE LANE MARKINGS ARE TO CONFORM TO FDOT INDEX NO. 711-001 AND 711-002 UNLESS OTHERWISE SHOWN ON PLANS.
4. REFER TO FDOT INDEX NO. 706-001 FOR PLACEMENT, TYPE AND SPACING OF ALL REFLECTIVE PAVEMENT MARKERS (RPM'S) UNLESS OTHERWISE SHOWN ON PLANS.
5. ALL THE TEMPORARY PAVEMENT MARKINGS NOT FULLY COVERED BY THE PERMANENT PAVEMENT SHALL BE REMOVED PRIOR TO INSTALLING FINAL (PERMANENT) THERMOPLASTIC MARKINGS.
6. PAVEMENT MARKING AROUND THE NOSES OF ROUNDABOUT MEDIAN ISLANDS SHALL BE COMPLETED AS SHOWN IN THE MEDIAN ISLAND DETAIL, UNLESS OTHERWISE SHOWN ON THE PLAN.



MEDIAN ISLAND DETAIL (TYP)

RRFB SYSTEM PLAN NOTES: (APPLIES TO S-30 AND S-31)

7. PAVEMENT MARKINGS ARE SHOWN FOR REFERENCE PURPOSES ONLY. FOR PAVEMENT MARKING DESIGN INFORMATION, SEE PAVEMENT MARKING PLANS.
8. MAINTAINING AGENCY: SEMINOLE COUNTY
9. PRIOR TO ORDERING MATERIALS AND/OR EQUIPMENT, THE CONTRACTOR SHALL CONTACT THE SEMINOLE COUNTY TRAFFIC OPERATIONS DIVISION FOR COORDINATION.
10. NOTIFY THE TRAFFIC ENGINEERING DIVISION AT LEAST TWO (2) BUSINESS DAYS IN ADVANCE TO SCHEDULE THE FINAL INSPECTION.
11. WHEN CONSTRUCTION IS COMPLETE, IN ADDITION TO THE REQUIREMENT OF STANDARD SPECIFICATION 9-8, PROVIDE A SET OF "AS-BUILT" PLANS TO:

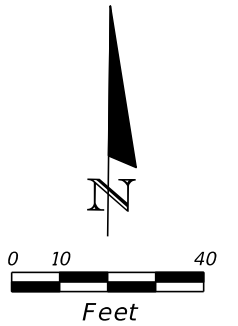
SEMINOLE COUNTY
 ATTN: JEAN JREIJ, PE
 PUBLIC WORKS DIRECTOR/CO ENGINEER
 100 E. 1ST STREET
 SANFORD, FL 32771

12. WHERE MAST ARM, STRAIN POLES, OR ANY OTHER SIGNAL EQUIPMENT REQUIRING FOUNDATIONS ARE PROPOSED WITHIN 4 FEET OF ANY UNDERGROUND UTILITY, THE UTILITY SHALL BE LOCATED AND PROTECTED AND THE INITIAL 5 FEET OF THE SHAFT INSTALLATION SHALL BE HAND DUG.
13. THE LOCATION(S) OF THE UTILITIES SHOWN IN THE PLANS (INCLUDING THOSE DESIGNATED Vv, Vh AND Vvh) ARE BASED ON LIMITED INVESTIGATION TECHNIQUES AND SHOULD BE CONSIDERED APPROXIMATELY ONLY. THE VERIFIED LOCATION/ELEVATIONS APPLY ONLY AT THE POINTS SHOWN. INTERPOLATION BETWEEN POINTS HAVE NOT BEEN VERIFIED.
14. THE LOCATION OF PEDESTRIAN POLES, RRFB SUPPORT STRUCTURE AND PULL BOXES MAY REQUIRE MINOR FIELD ADJUSTMENTS IN ORDER TO AVOID UTILITY CONFLICTS.

UTILITY LOCATION NOTES:

15. THE CONTRACTOR'S RESPONSIBILITIES RELATED TO UTILITIES ARE NOTED IN THE ROADWAY PLANS. SEE ROADWAY PLANS FOR UTILITY CONTACT INFORMATION.

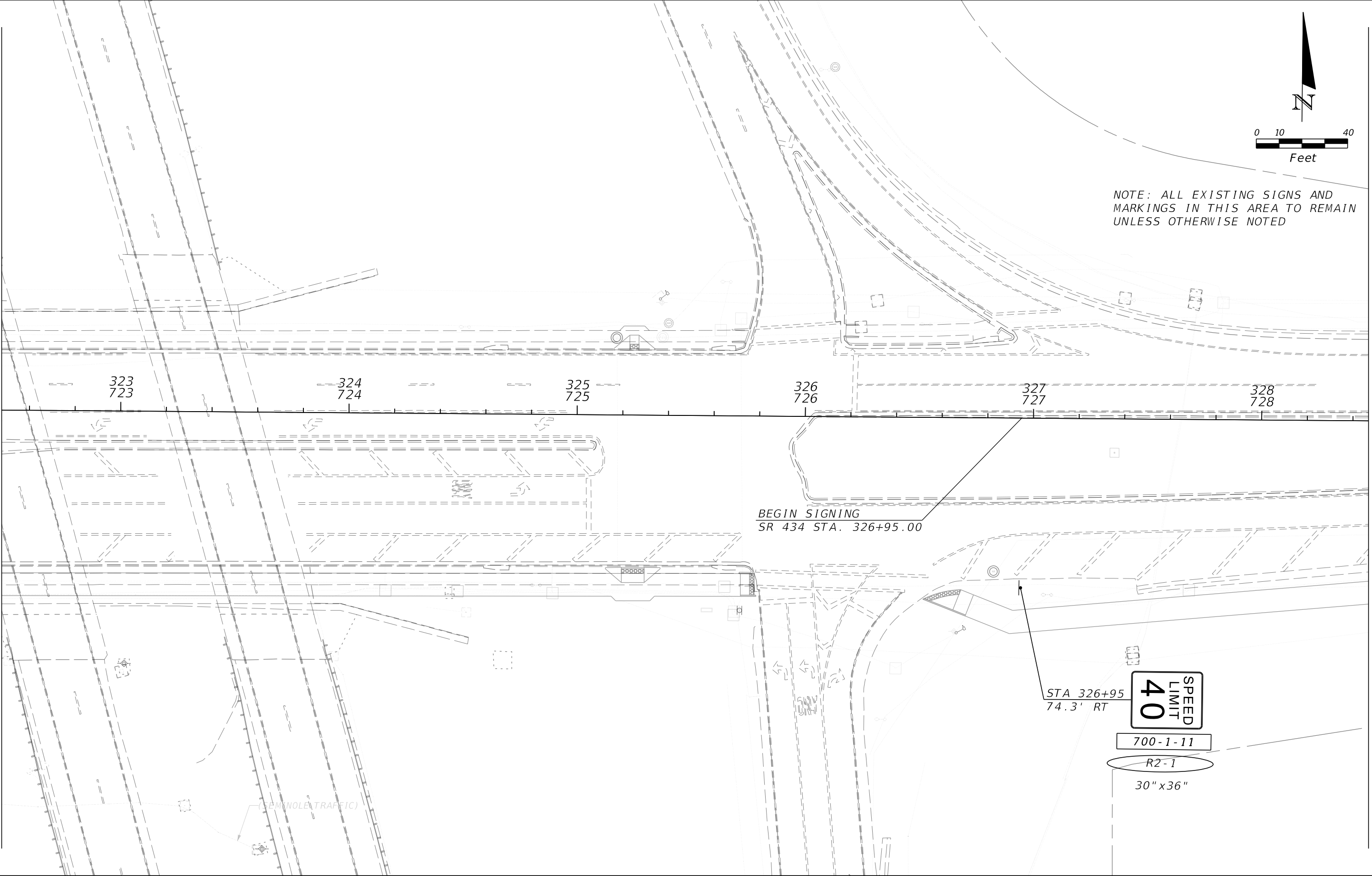
REVISIONS				BRANDON W. KELLEY, P.E. P.E. NO.: 88997 KITTELSON & ASSOCIATES, INC. 225 E. ROBINSON STREET, SUITE 355 ORLANDO, FL 32801 CERTIFICATE OF AUTHORIZATION: 007524	STATE OF FLORIDA DEPARTMENT OF TRANSPORTATION				SEMINOLE COUNTY Florida's Next Great Road	GENERAL NOTES	SHEET NO. S-06
DATE	DESCRIPTION	DATE	DESCRIPTION		ROAD NO.	COUNTY	CIP #	FINANCIAL PROJECT ID			
			PRELIMINARY		SR 434	SEMINOLE	3047-20	446491-1-38-01			



NOTE: ALL EXISTING SIGNS AND MARKINGS IN THIS AREA TO REMAIN UNLESS OTHERWISE NOTED

MATCH LINE SR 434 722+48.00

MATCH LINE SR 434 728+47.00



BEGIN SIGNING
SR 434 STA. 326+95.00

STA 326+95
74.3' RT

40
SPEED
LIMIT

700-1-11

R2-1

30" x 36"

SEMINOLE TRAFFIC

REVISIONS			
DATE	DESCRIPTION	DATE	DESCRIPTION
			PRELIMINARY

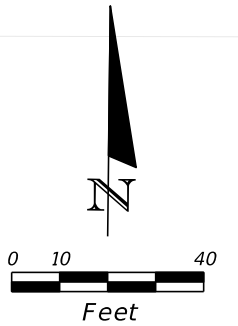
BRANDON W. KELLEY, P.E.
P.E. NO.: 88997
KITTELSON & ASSOCIATES, INC.
225 E. ROBINSON STREET, SUITE 355
ORLANDO, FL 32801
CERTIFICATE OF AUTHORIZATION: 007524

STATE OF FLORIDA DEPARTMENT OF TRANSPORTATION			
ROAD NO.	COUNTY	CIP #	FINANCIAL PROJECT ID
SR 434	SEMINOLE	3047-20	446491-1-38-01

SIGNING AND MARKING PLAN

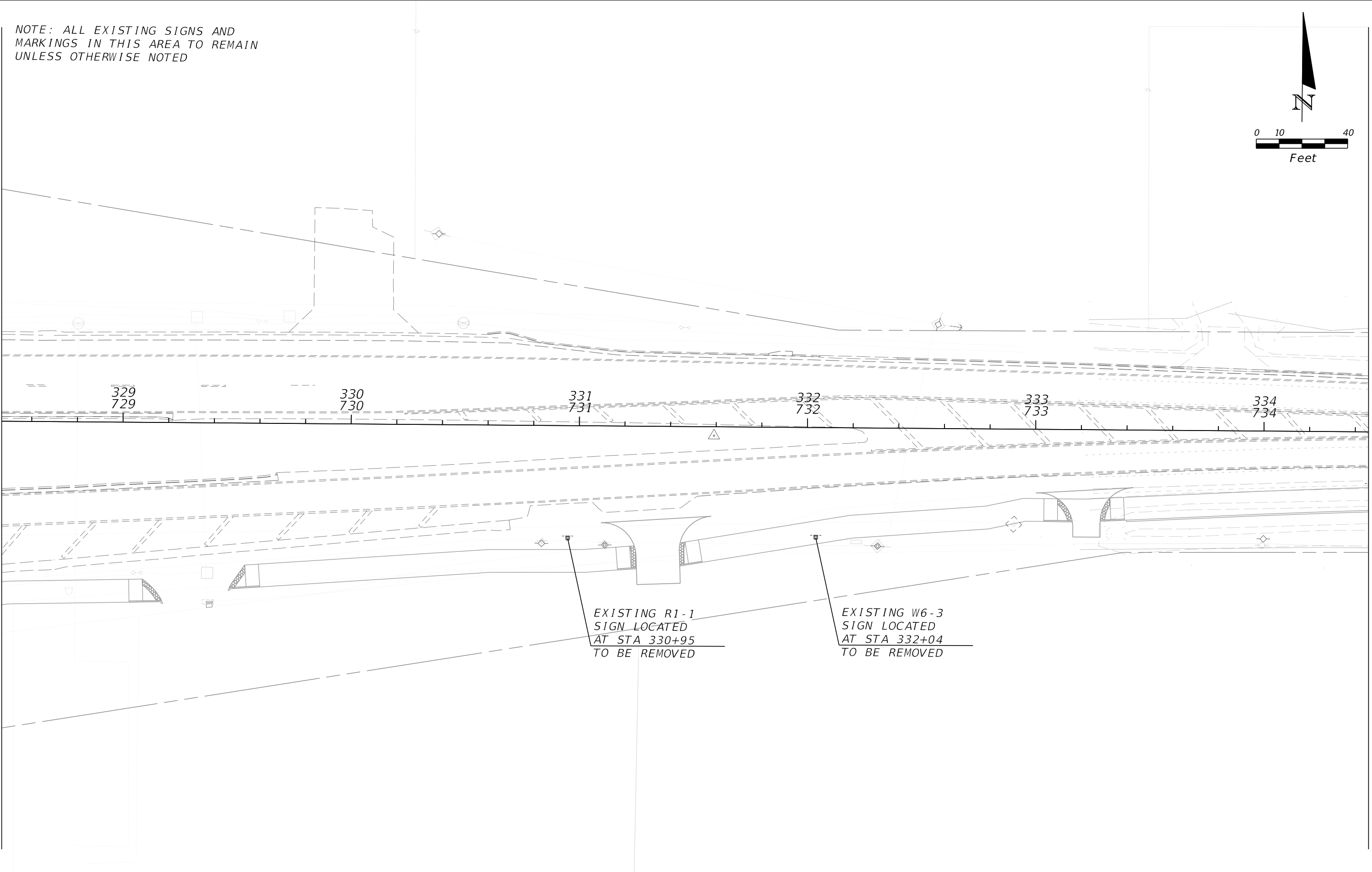
SHEET NO.
S-07

NOTE: ALL EXISTING SIGNS AND MARKINGS IN THIS AREA TO REMAIN UNLESS OTHERWISE NOTED

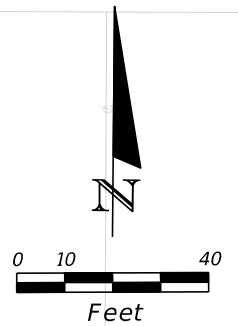


MATCH LINE SR 434 728+47.00

MATCH LINE SR 434 734+46.00



REVISIONS		DESCRIPTION		BRANDON W. KELLEY, P.E. P.E. NO.: 88997 KITTELSON & ASSOCIATES, INC. 225 E. ROBINSON STREET, SUITE 355 ORLANDO, FL 32801 CERTIFICATE OF AUTHORIZATION: 007524	STATE OF FLORIDA DEPARTMENT OF TRANSPORTATION				SEMINOLE COUNTY <small>FLORIDA'S FRONTIER COUNTY</small>	SIGNING AND MARKING PLAN	SHEET NO.
DATE	DESCRIPTION	DATE	DESCRIPTION		ROAD NO.	COUNTY	CIP #	FINANCIAL PROJECT ID			S-08
			PRELIMINARY		SR 434	SEMINOLE	3047-20	446491-1-38-01			



MATCH LINE SR 434 735+46.00

MATCH LINE SR 434 740+45.00

700-1-11
R3-17
24" X 18"



STA 336+65
25.4' LT

6" WHITE

6" DOUBLE YELLOW

18" YELLOW

335
735

336
736

337
737

338
738

339
739

340
740

BEGIN STRIPING
SR 434 STA. 336+37.85


12" WHITE

X-WALK

6" WHITE

6" DOUBLE YELLOW

6" YELLOW



STA 335+71
32.6' RT

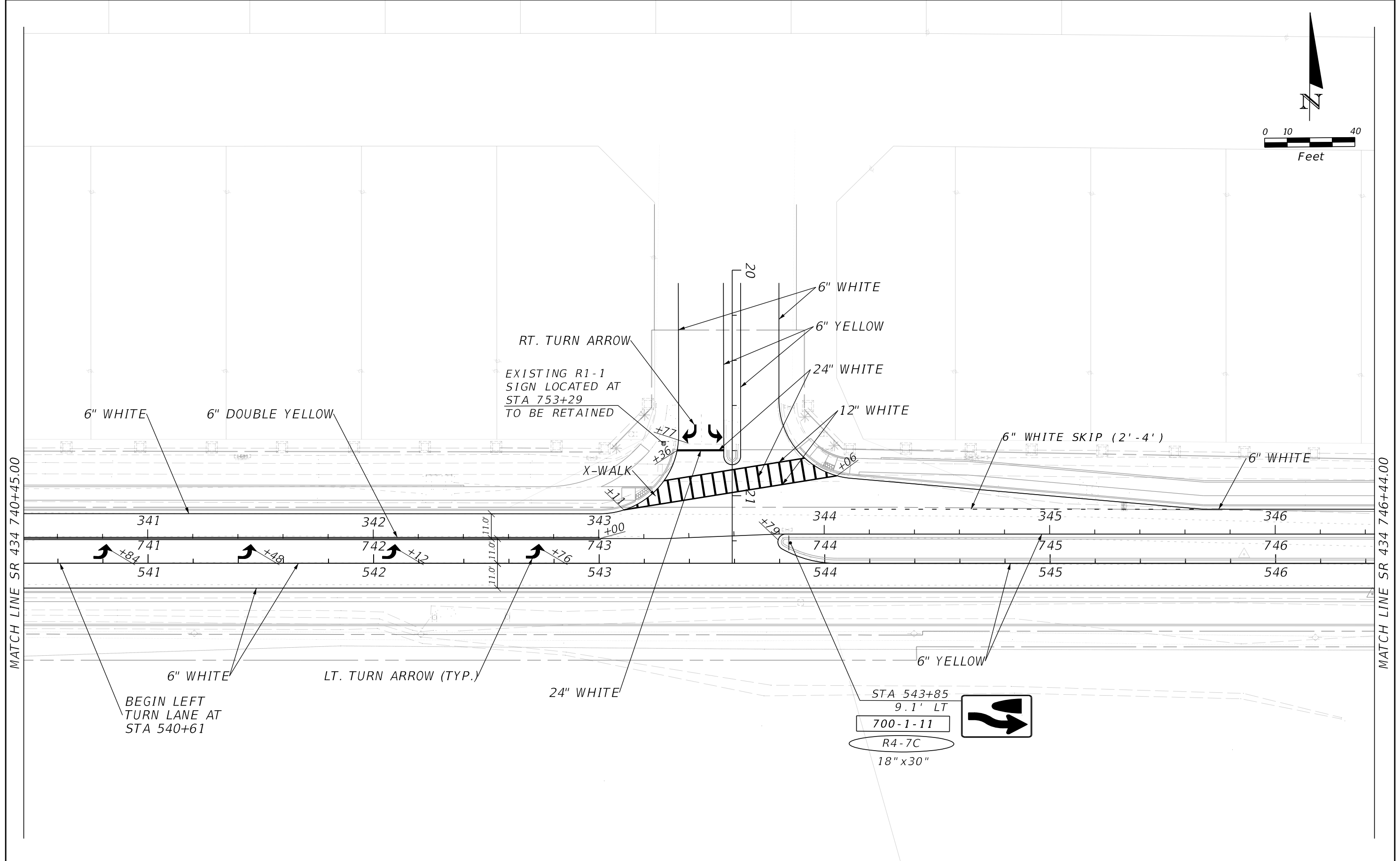
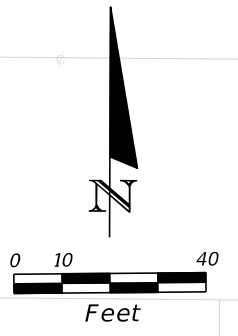
700-1-11
R3-17
24" X 18"
R3-17BP
24" X 8"

RELOCATE EXISTING
W14-2 SIGN LOCATED
AT STA 537+60
TO STA 537+60
32.0' RT

RELOCATE EXISTING
R1-1 SIGN LOCATED
AT STA 538+00
TO STA 538+00
28.1' RT

24" WHITE

REVISIONS				BRANDON W. KELLEY, P.E. P.E. NO.: 88997 KITTELSON & ASSOCIATES, INC. 225 E. ROBINSON STREET, SUITE 355 ORLANDO, FL 32801 CERTIFICATE OF AUTHORIZATION: 007524	STATE OF FLORIDA DEPARTMENT OF TRANSPORTATION				SHEET NO. S-09
DATE	DESCRIPTION	DATE	DESCRIPTION		ROAD NO.	COUNTY	CIP #	FINANCIAL PROJECT ID	
			PRELIMINARY		SR 434	SEMINOLE	3047-20	446491-1-38-01	



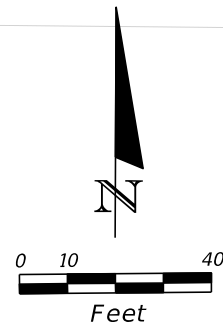
REVISIONS	
DATE	DESCRIPTION

BRANDON W. KELLEY, P.E.
 P.E. NO.: 88997
 KITTELSON & ASSOCIATES, INC.
 225 E. ROBINSON STREET, SUITE 355
 ORLANDO, FL 32801
 CERTIFICATE OF AUTHORIZATION: 007524

STATE OF FLORIDA DEPARTMENT OF TRANSPORTATION			
ROAD NO.	COUNTY	CIP #	FINANCIAL PROJECT ID
SR 434	SEMINOLE	3047-20	446491-1-38-01


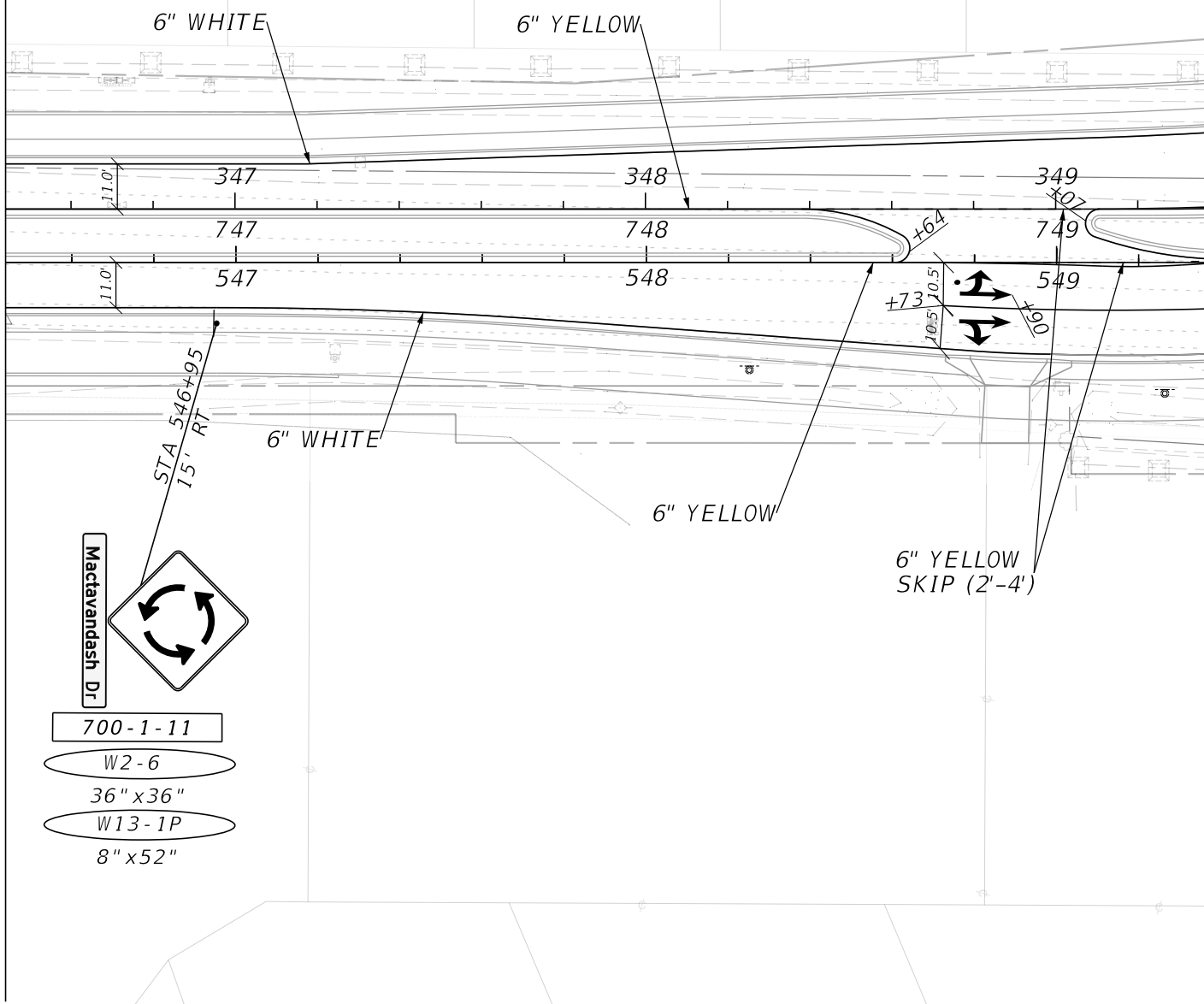
**SIGNING AND
MARKING PLAN**

SHEET NO.
 S-10



MATCH LINE SR 434 746+44.00

MATCH LINE SR 434 749+37.00



- 700-1-11
- W2-6
- 36" x 36"
- W13-1P
- 8" x 52"

REVISIONS	
DATE	DESCRIPTION

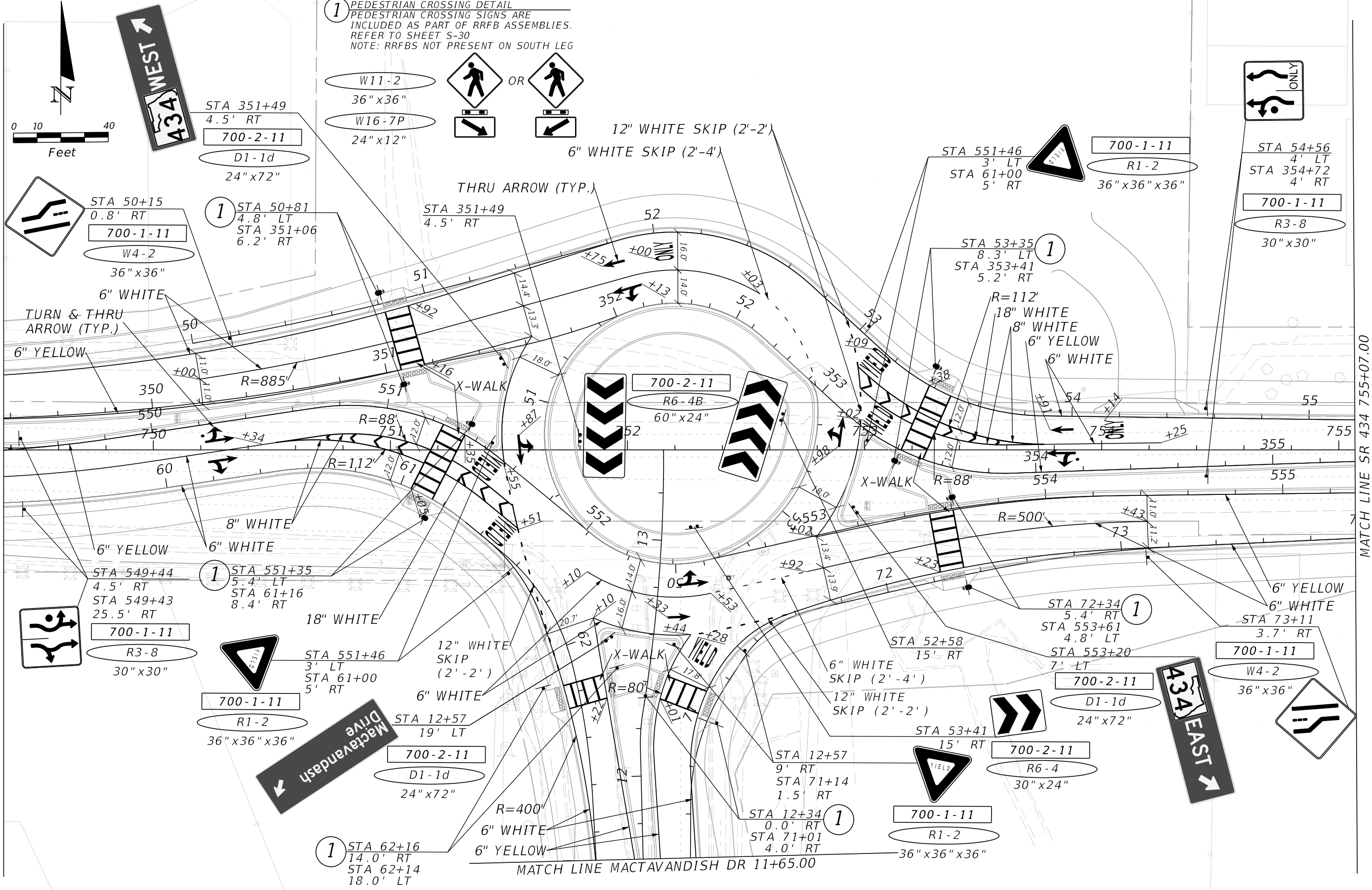
PRELIMINARY

BRANDON W. KELLEY, P.E.
P.E. NO.: 88997
KITTELSON & ASSOCIATES, INC.
225 E. ROBINSON STREET, SUITE 355
ORLANDO, FL 32801
CERTIFICATE OF AUTHORIZATION: 007524

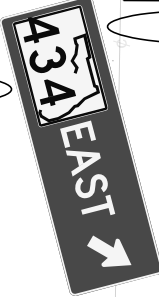
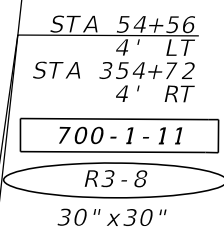

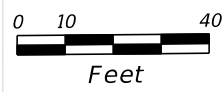
STATE OF FLORIDA DEPARTMENT OF TRANSPORTATION			
SEMINOLE COUNTY <small>FLORIDA'S FRONTIER COUNTY</small>			
ROAD NO.	COUNTY	CIP #	FINANCIAL PROJECT ID
SR 434	SEMINOLE	3047-20	446491-1-38-01

SIGNING AND MARKING PLAN

SHEET NO.
S-11



1 PEDESTRIAN CROSSING DETAIL
 PEDESTRIAN CROSSING SIGNS ARE INCLUDED AS PART OF RRFB ASSEMBLIES. REFER TO SHEET S-30
 NOTE: RRFBs NOT PRESENT ON SOUTH LEG



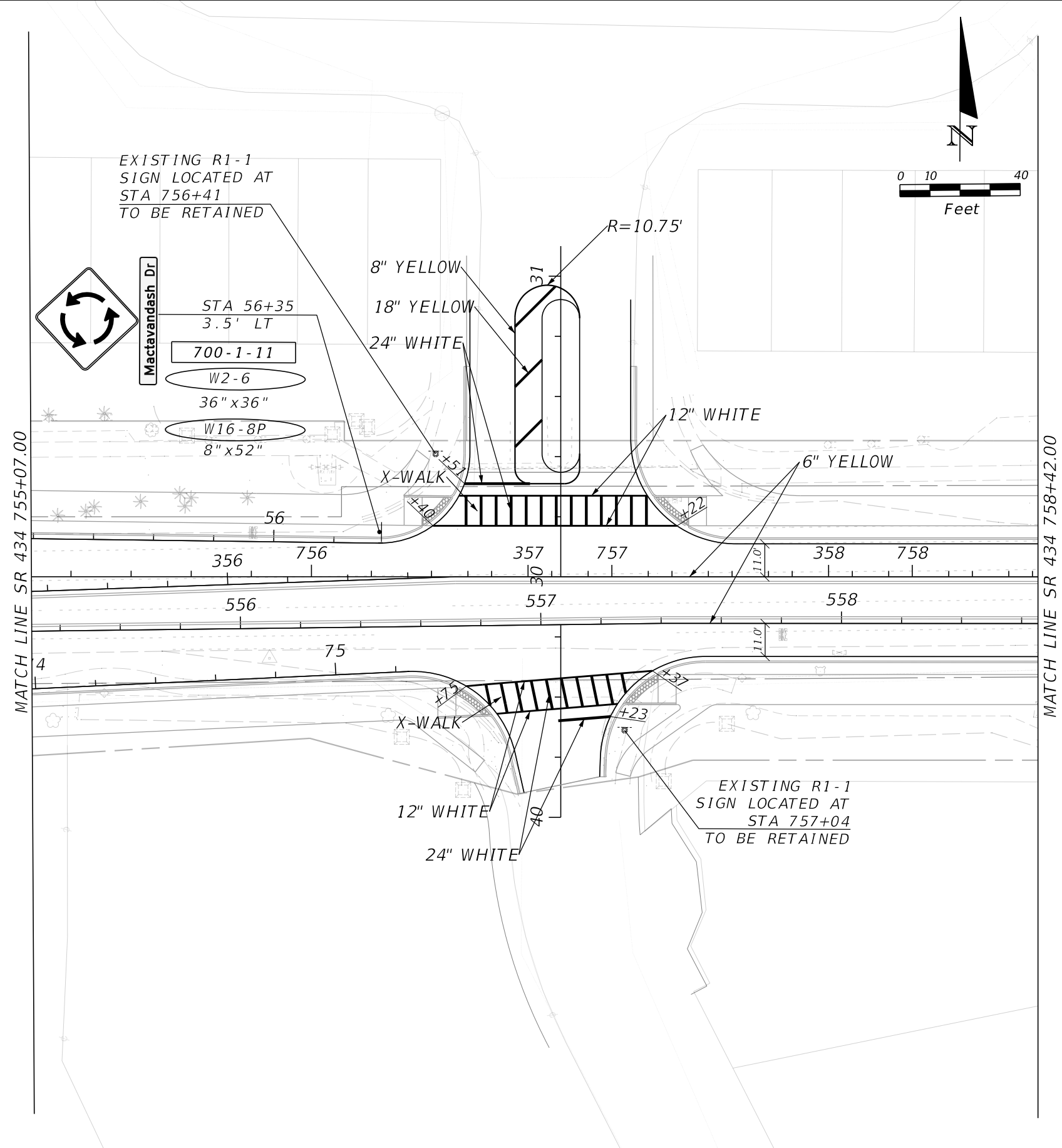
REVISIONS	
DATE	DESCRIPTION
	PRELIMINARY

BRANDON W. KELLEY, P.E.
 P.E. NO.: 88997
 KITTELSON & ASSOCIATES, INC.
 225 E. ROBINSON STREET, SUITE 355
 ORLANDO, FL 32801
 CERTIFICATE OF AUTHORIZATION: 007524

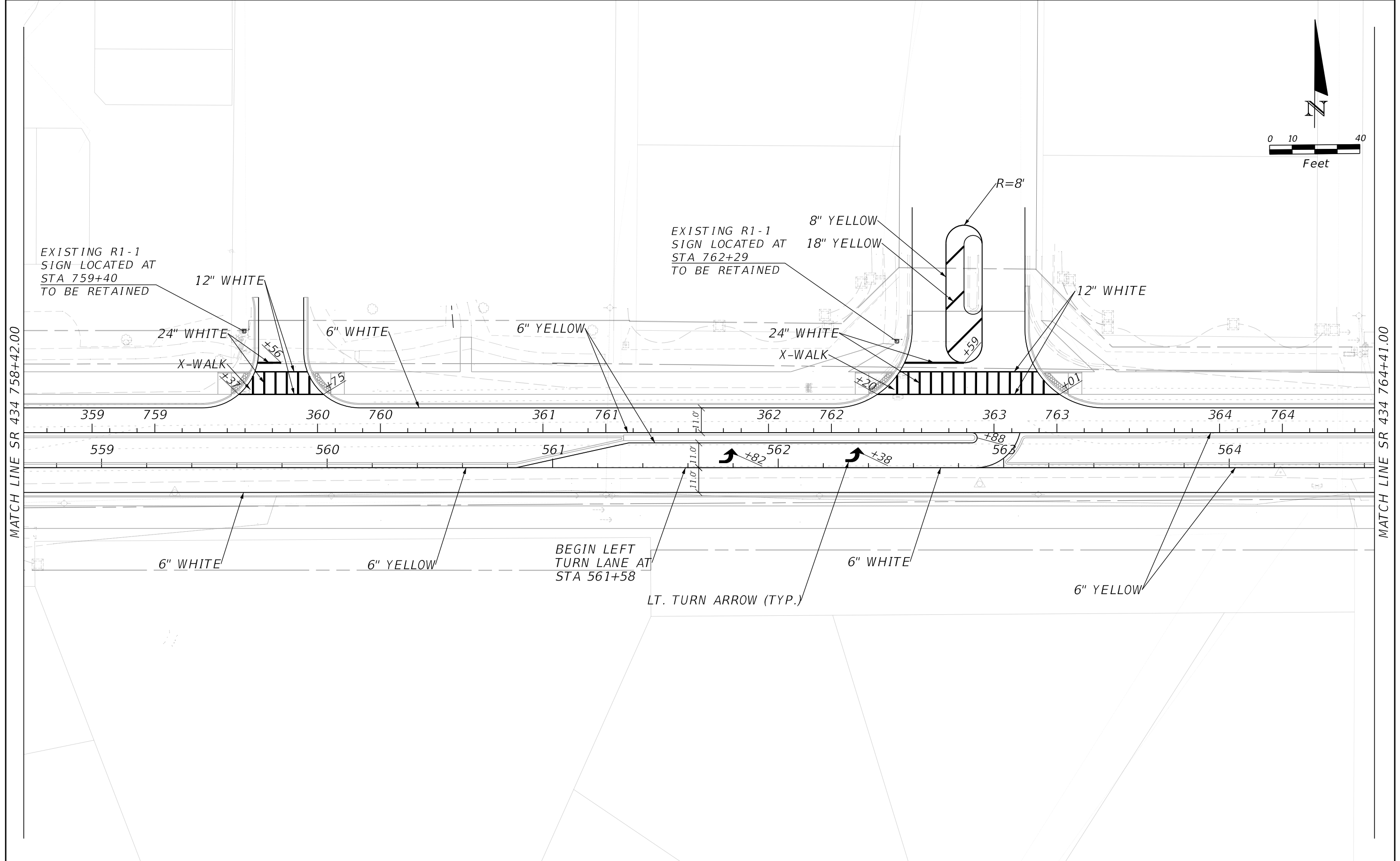
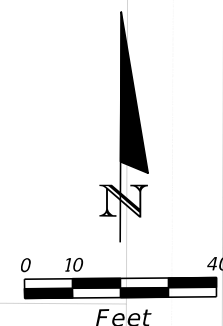
STATE OF FLORIDA DEPARTMENT OF TRANSPORTATION			
ROAD NO.	COUNTY	CIP #	FINANCIAL PROJECT ID
SR 434	SEMINOLE	3047-20	446491-1-38-01

SIGNING AND MARKING PLAN

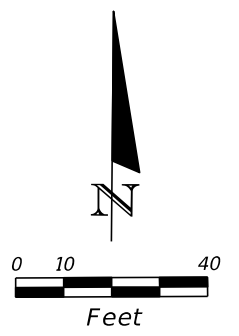
SHEET NO.
S-12



REVISIONS		DESCRIPTION		BRANDON W. KELLEY, P.E. P.E. NO.: 88997 KITTELSON & ASSOCIATES, INC. 225 E. ROBINSON STREET, SUITE 355 ORLANDO, FL 32801 CERTIFICATE OF AUTHORIZATION: 007524	STATE OF FLORIDA DEPARTMENT OF TRANSPORTATION				 SEMINOLE COUNTY <small>FLORIDA'S FRONTIER COUNTY</small>	SIGNING AND MARKING PLAN	SHEET NO. S-13
DATE	DESCRIPTION	DATE	DESCRIPTION		ROAD NO.	COUNTY	CIP #	FINANCIAL PROJECT ID			
			PRELIMINARY		SR 434	SEMINOLE	3047-20	446491-1-38-01			

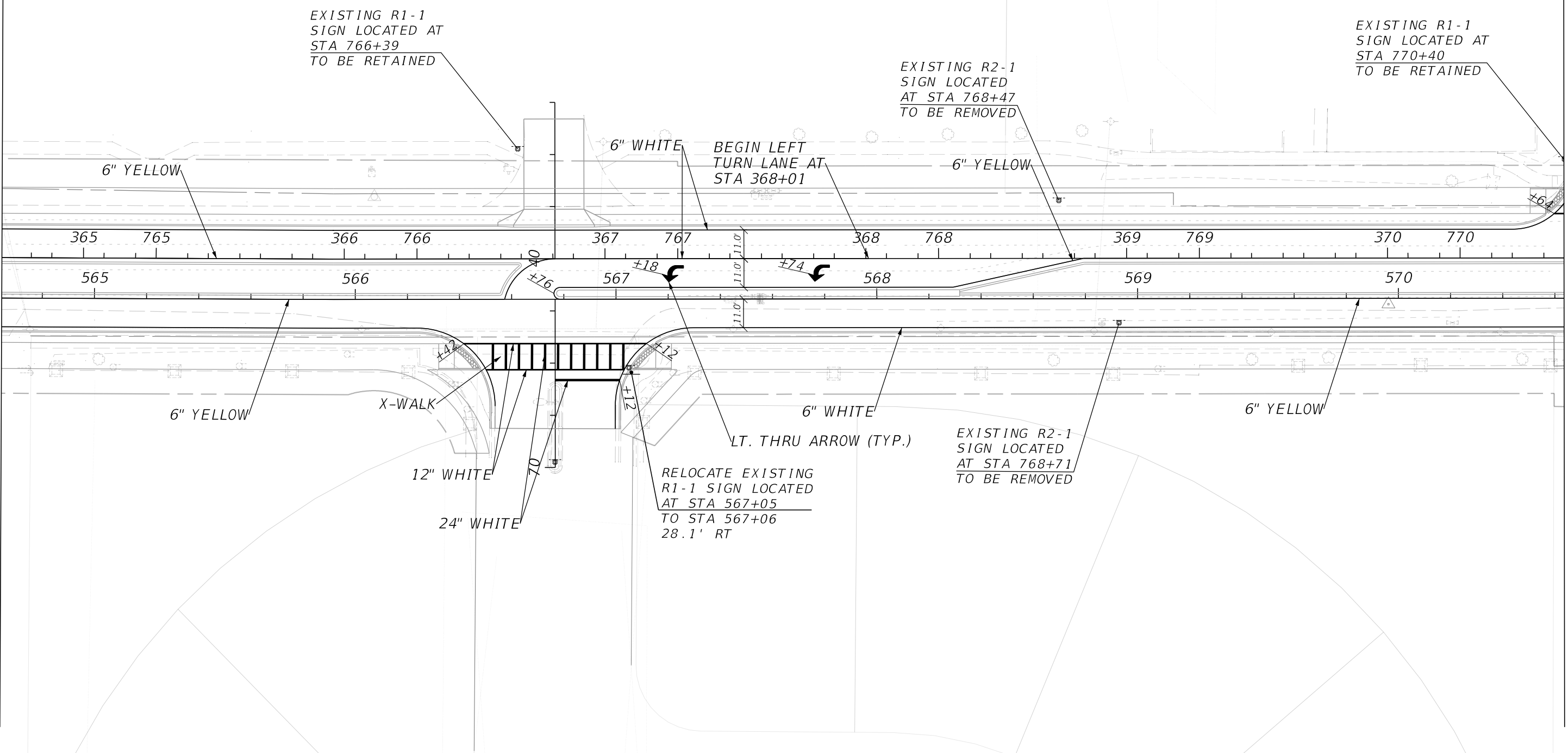


REVISIONS				BRANDON W. KELLEY, P.E. P.E. NO.: 88997 KITTELSON & ASSOCIATES, INC. 225 E. ROBINSON STREET, SUITE 355 ORLANDO, FL 32801 CERTIFICATE OF AUTHORIZATION: 007524	STATE OF FLORIDA DEPARTMENT OF TRANSPORTATION				 SEMINOLE COUNTY <small>FLORIDA'S FRONTIER COUNTY</small>	SIGNING AND MARKING PLAN	SHEET NO. S-14
DATE	DESCRIPTION	DATE	DESCRIPTION		ROAD NO.	COUNTY	CIP #	FINANCIAL PROJECT ID			
			PRELIMINARY		SR 434	SEMINOLE	3047-20	446491-1-38-01			



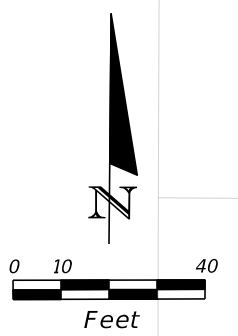
MATCH LINE SR 434 764+41.00

MATCH LINE SR 434 770+40.00



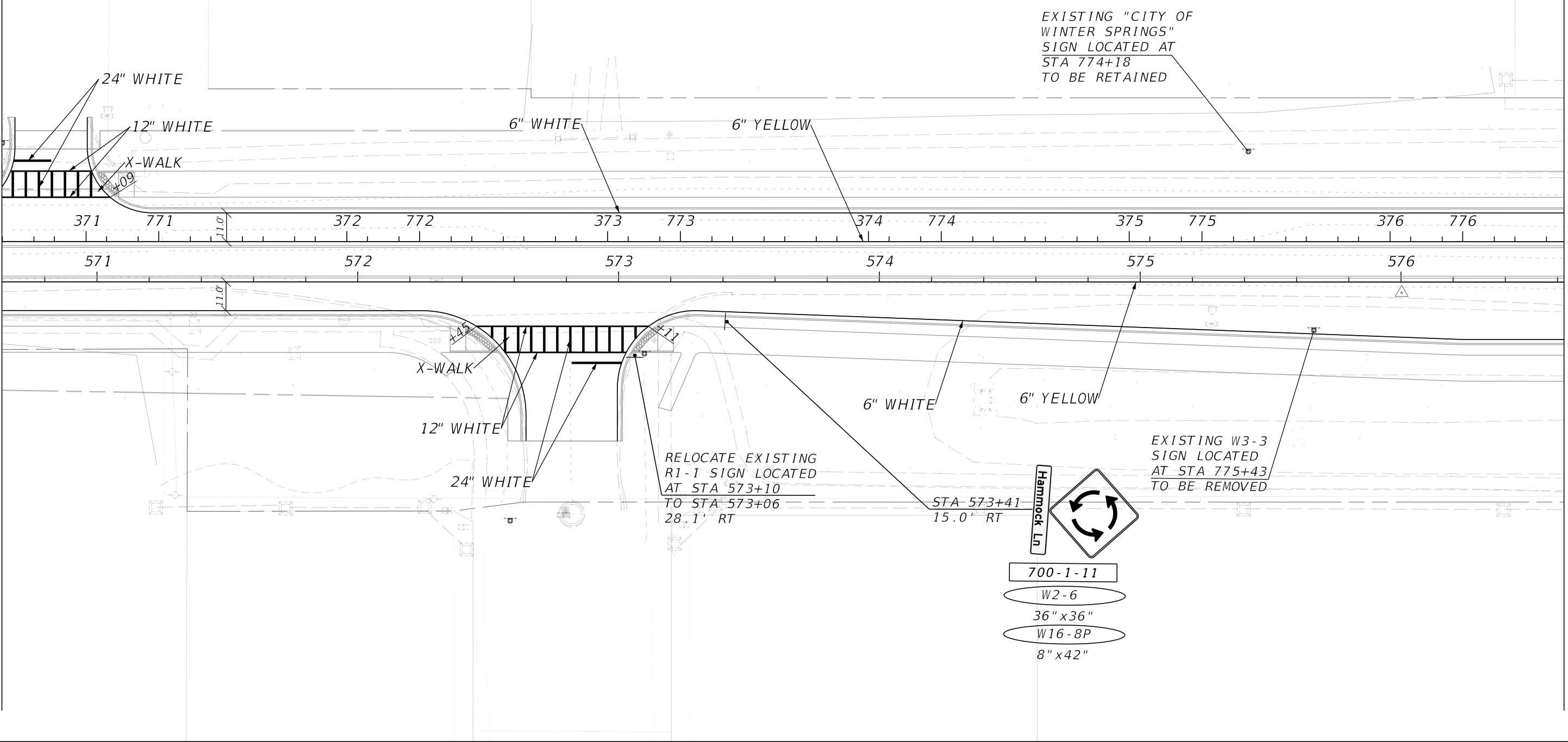
REVISIONS				STATE OF FLORIDA DEPARTMENT OF TRANSPORTATION				SEMINOLE COUNTY FLORIDA		SIGNING AND MARKING PLAN		SHEET NO.
DATE	DESCRIPTION	DATE	DESCRIPTION	ROAD NO.	COUNTY	CIP #	FINANCIAL PROJECT ID					
			PRELIMINARY	SR 434	SEMINOLE	3047-20	446491-1-38-01				S-15	

BRANDON W. KELLEY, P.E.
P.E. NO.: 88997
KITTELSON & ASSOCIATES, INC.
225 E. ROBINSON STREET, SUITE 355
ORLANDO, FL 32801
CERTIFICATE OF AUTHORIZATION: 007524



MATCH LINE SR 434 770+40.00

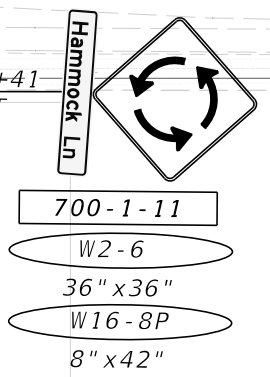
MATCH LINE SR 434 776+39.00



EXISTING "CITY OF WINTER SPRINGS" SIGN LOCATED AT STA 774+18 TO BE RETAINED

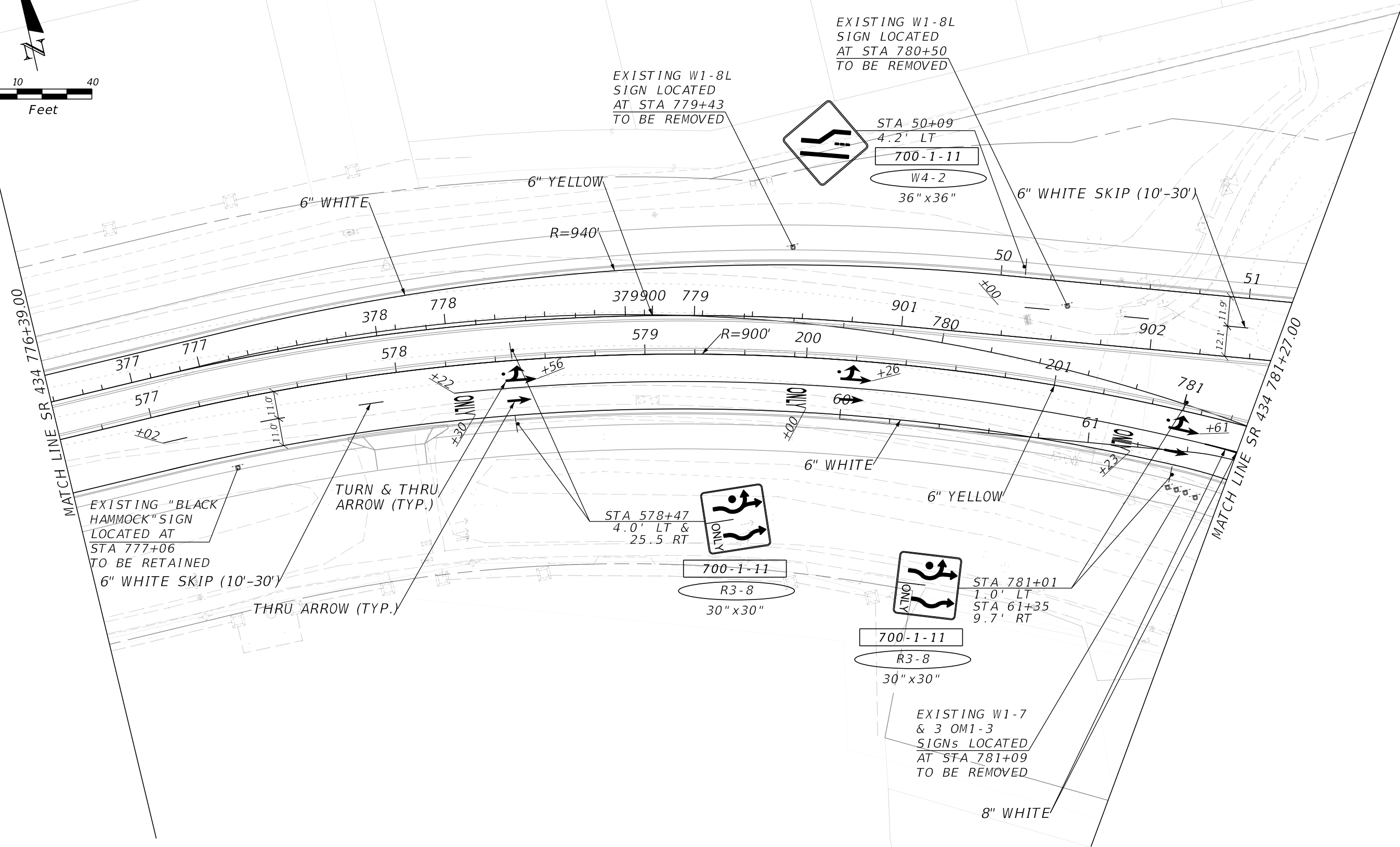
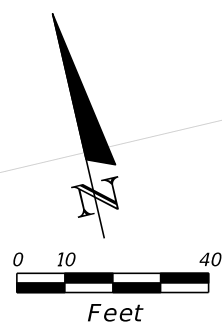
RELOCATE EXISTING R1-1 SIGN LOCATED AT STA 573+10 TO STA 573+06 28.1' RT

EXISTING W3-3 SIGN LOCATED AT STA 775+43 TO BE REMOVED



REVISIONS				STATE OF FLORIDA DEPARTMENT OF TRANSPORTATION				SIGNING AND MARKING PLAN	SHEET NO. S-16
DATE	DESCRIPTION	DATE	DESCRIPTION	ROAD NO.	COUNTY	CIP #	FINANCIAL PROJECT ID		
			PRELIMINARY	SR 434	SEMINOLE	3047-20	446491-1-38-01		

BRANDON W. KELLEY, P.E.
P.E. NO.: 88997
KITTELSON & ASSOCIATES, INC.
225 E. ROBINSON STREET, SUITE 355
ORLANDO, FL 32801
CERTIFICATE OF AUTHORIZATION: 007524



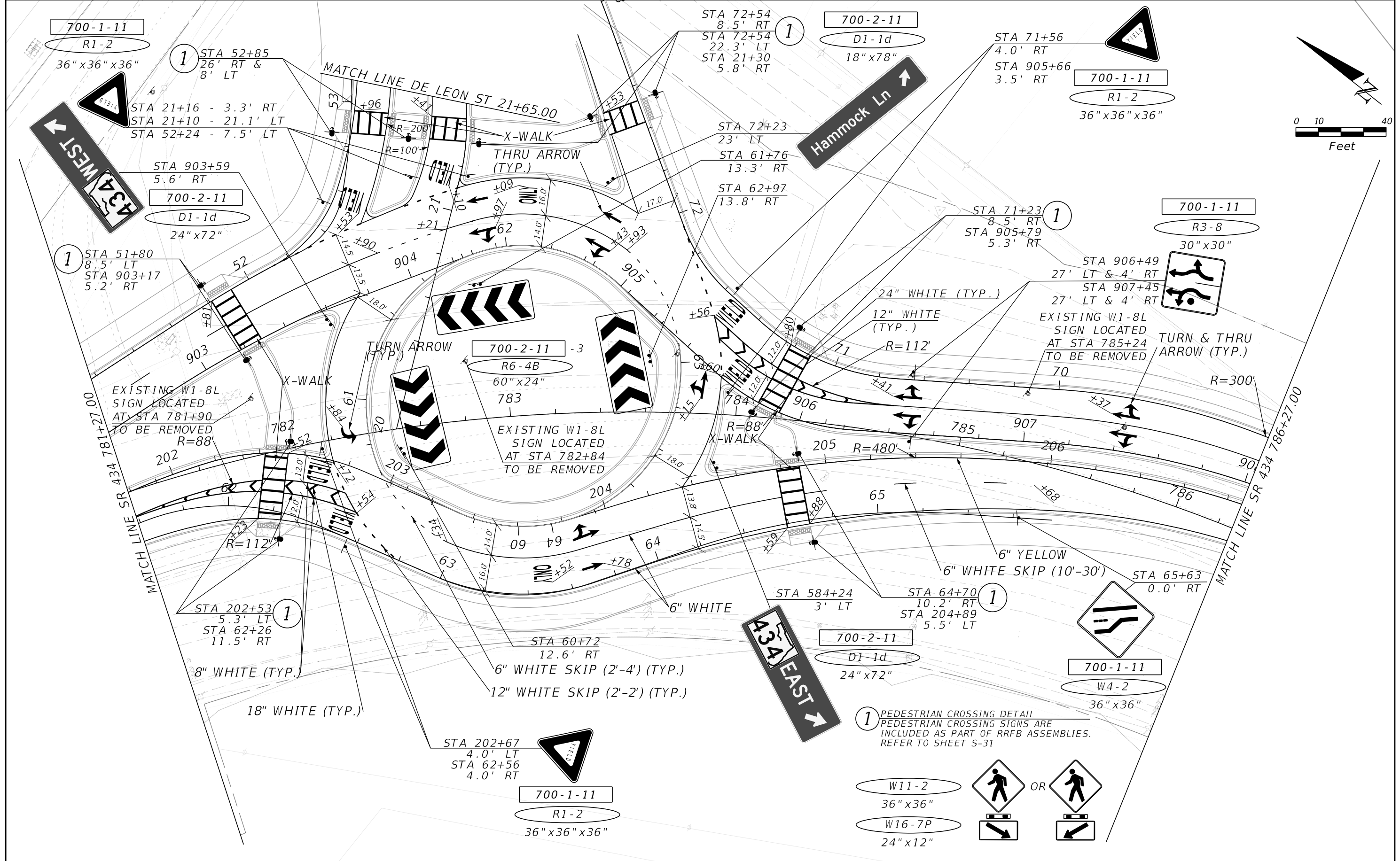
REVISIONS	
DATE	DESCRIPTION
	PRELIMINARY

BRANDON W. KELLEY, P.E.
 P.E. NO.: 88997
 KITTELSON & ASSOCIATES, INC.
 225 E. ROBINSON STREET, SUITE 355
 ORLANDO, FL 32801
 CERTIFICATE OF AUTHORIZATION: 007524

STATE OF FLORIDA DEPARTMENT OF TRANSPORTATION			
ROAD NO.	COUNTY	CIP #	FINANCIAL PROJECT ID
SR 434	SEMINOLE	3047-20	446491-1-38-01

SIGNING AND MARKING PLAN

SHEET NO.
S-17



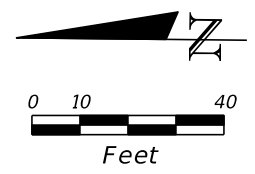
REVISIONS			
DATE	DESCRIPTION	DATE	DESCRIPTION
			PRELIMINARY

BRANDON W. KELLEY, P.E.
P.E. NO.: 88997
KITTELSON & ASSOCIATES, INC.
225 E. ROBINSON STREET, SUITE 355
ORLANDO, FL 32801
CERTIFICATE OF AUTHORIZATION: 007524

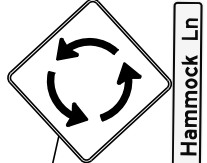
STATE OF FLORIDA DEPARTMENT OF TRANSPORTATION			
ROAD NO.	COUNTY	CIP #	FINANCIAL PROJECT ID
SR 434	SEMINOLE	3047-20	446491-1-38-01

SIGNING AND MARKING PLAN

SHEET NO.
S-18



700-1-11
 W2-6
 36" x 36"
 W16-8P
 8" x 42"



EXISTING W1-8L
 SIGN LOCATED
 AT STA 786+65
 TO BE REMOVED

6" WHITE

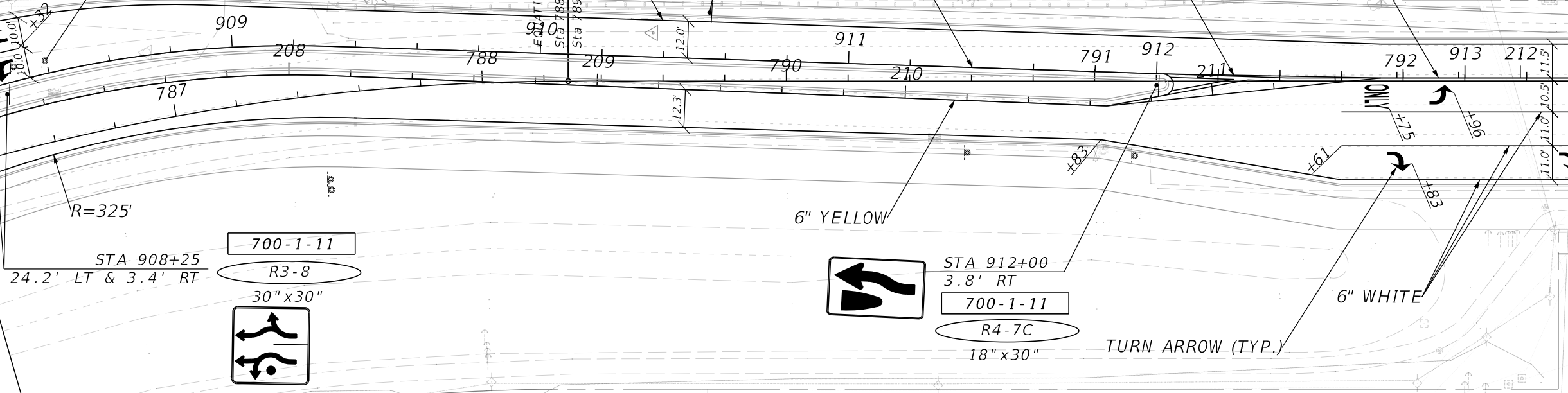
6" DOUBLE YELLOW

6" YELLOW


6" DOUBLE YELLOW

MATCH LINE SR 434 786+27.00

MATCH LINE SR 434 792+70.00



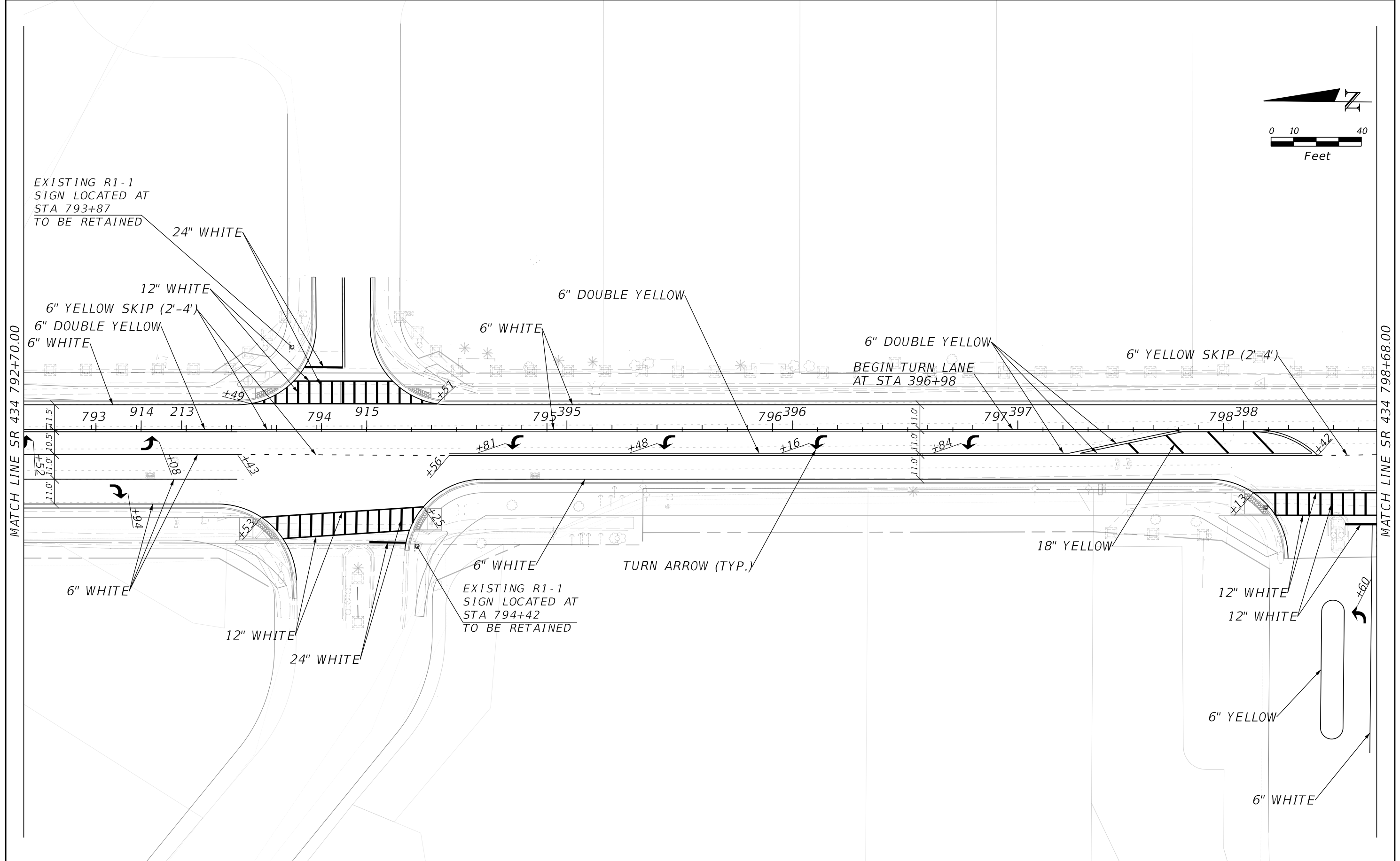
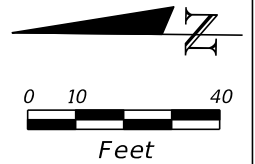
700-1-11
 R3-8
 30" x 30"



700-1-11
 R4-7C
 18" x 30"

TURN ARROW (TYP.)

REVISIONS		REVISIONS		BRANDON W. KELLEY, P.E. P.E. NO.: 88997 KITTELSON & ASSOCIATES, INC. 225 E. ROBINSON STREET, SUITE 355 ORLANDO, FL 32801 CERTIFICATE OF AUTHORIZATION: 007524	STATE OF FLORIDA DEPARTMENT OF TRANSPORTATION				SEMINOLE COUNTY FLORIDA ESTABLISHED 1822	SIGNING AND MARKING PLAN		SHEET NO. S-19
DATE	DESCRIPTION	DATE	DESCRIPTION		ROAD NO.	COUNTY	CIP #	FINANCIAL PROJECT ID				
			PRELIMINARY	SR 434	SEMINOLE	3047-20	446491-1-38-01					



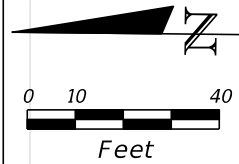
REVISIONS			
DATE	DESCRIPTION	DATE	DESCRIPTION
			PRELIMINARY

BRANDON W. KELLEY, P.E.
 P.E. NO.: 88997
 KITTELSON & ASSOCIATES, INC.
 225 E. ROBINSON STREET, SUITE 355
 ORLANDO, FL 32801
 CERTIFICATE OF AUTHORIZATION: 007524

STATE OF FLORIDA DEPARTMENT OF TRANSPORTATION			
ROAD NO.	COUNTY	CIP #	FINANCIAL PROJECT ID
SR 434	SEMINOLE	3047-20	446491-1-38-01

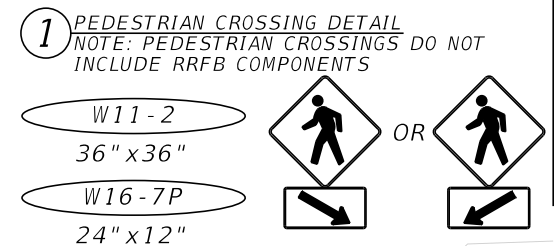
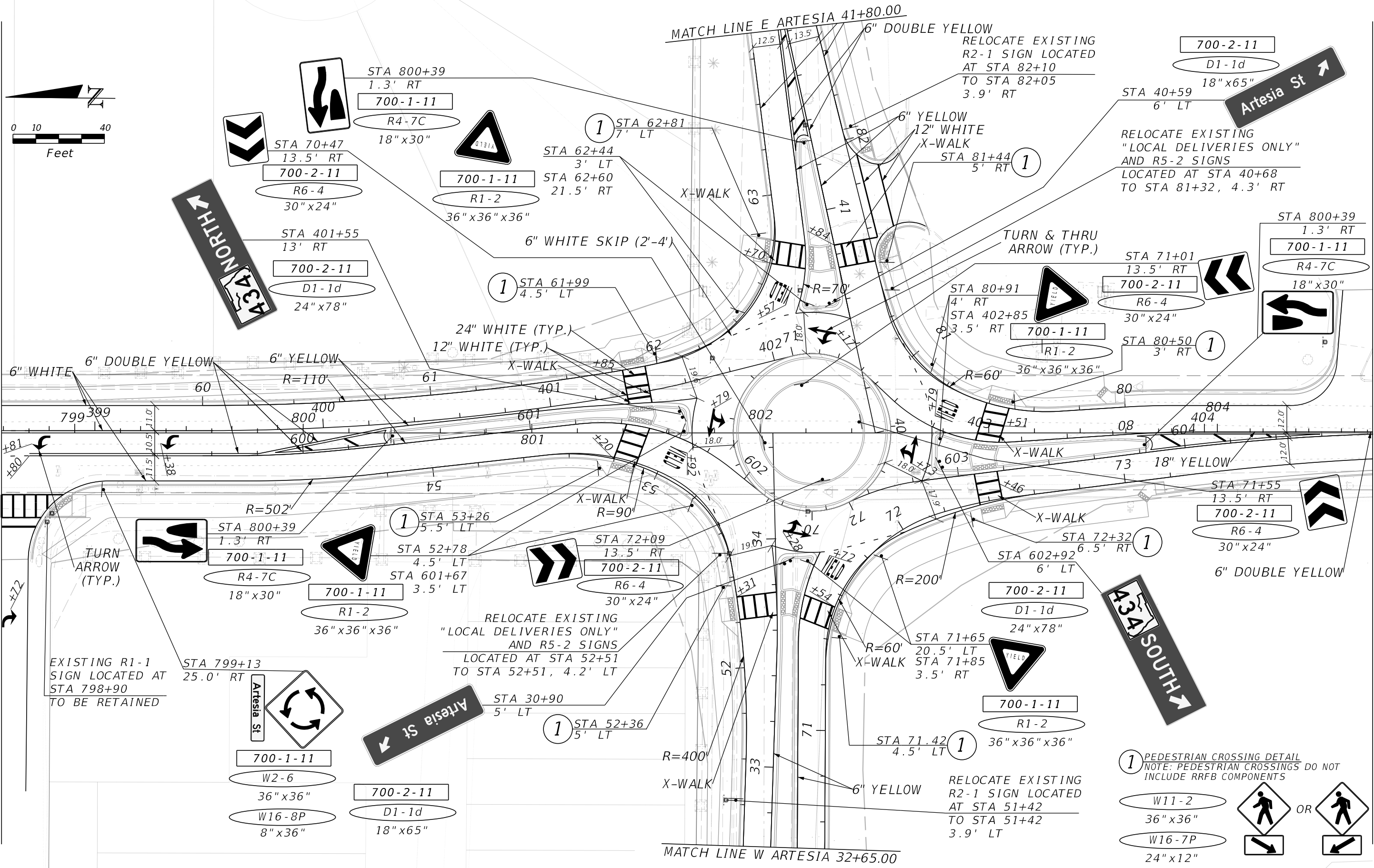
SIGNING AND MARKING PLAN

SHEET NO.
S-20



MATCH LINE SR 434 798+68.00

MATCH LINE SR 434 804+68.00



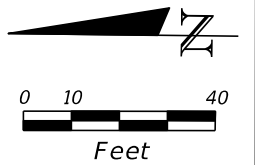
REVISIONS		REVISIONS	
DATE	DESCRIPTION	DATE	DESCRIPTION
			PRELIMINARY

BRANDON W. KELLEY, P.E.
P.E. NO.: 88997
KITTELSON & ASSOCIATES, INC.
225 E. ROBINSON STREET, SUITE 355
ORLANDO, FL 32801
CERTIFICATE OF AUTHORIZATION: 007524

STATE OF FLORIDA DEPARTMENT OF TRANSPORTATION			
ROAD NO.	COUNTY	CIP #	FINANCIAL PROJECT ID
SR 434	SEMINOLE	3047-20	446491-1-38-01

SIGNING AND MARKING PLAN


SHEET NO.
S-21



700-1-11
 W2-6
 36" x 36"
 W16-8P
 8" x 36"

700-1-11
 R2-1
 30" x 36"

700-1-11
 W3-5
 36" x 36"



Artesia St



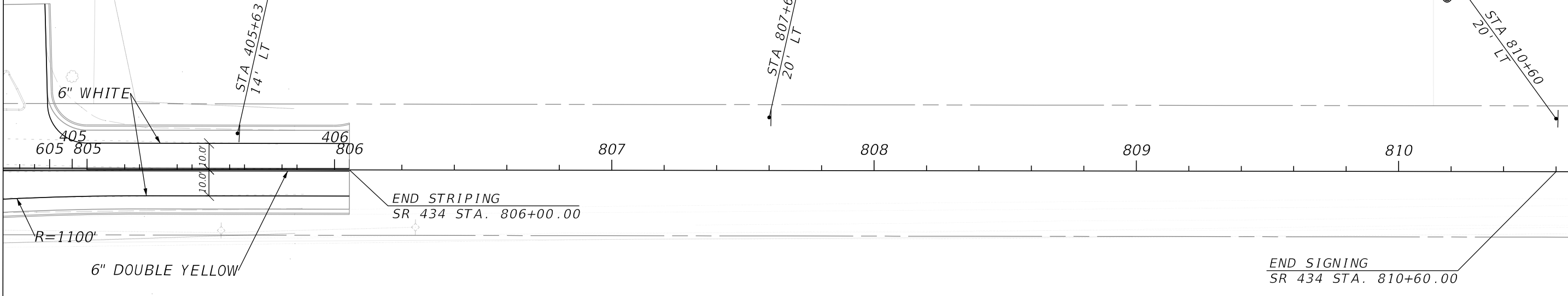
STA 405+63
 14' LT

STA 807+60
 20' LT

STA 810+60
 20' LT

MATCH LINE SR 434 804+68.00

MATCH LINE SR 434 810+68.00



REVISIONS		DESCRIPTION		BRANDON W. KELLEY, P.E. P.E. NO.: 88997 KITTELSON & ASSOCIATES, INC. 225 E. ROBINSON STREET, SUITE 355 ORLANDO, FL 32801 CERTIFICATE OF AUTHORIZATION: 007524	STATE OF FLORIDA DEPARTMENT OF TRANSPORTATION				 SIGNING AND MARKING PLAN	SHEET NO.
DATE	DESCRIPTION	DATE	DESCRIPTION		ROAD NO.	COUNTY	CIP #	FINANCIAL PROJECT ID		S-22
			PRELIMINARY	SR 434	SEMINOLE	3047-20	446491-1-38-01			

MATCH LINE MACTAVANDISH DR 11+65.00

RELOCATE EXISTING
R2-1 SIGN LOCATED
AT STA 62+93
TO STA 62+93
4.0' RT

18" YELLOW

6" WHITE

STA 11+56
2.6' RT

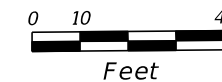
700-1-11

R4-7C

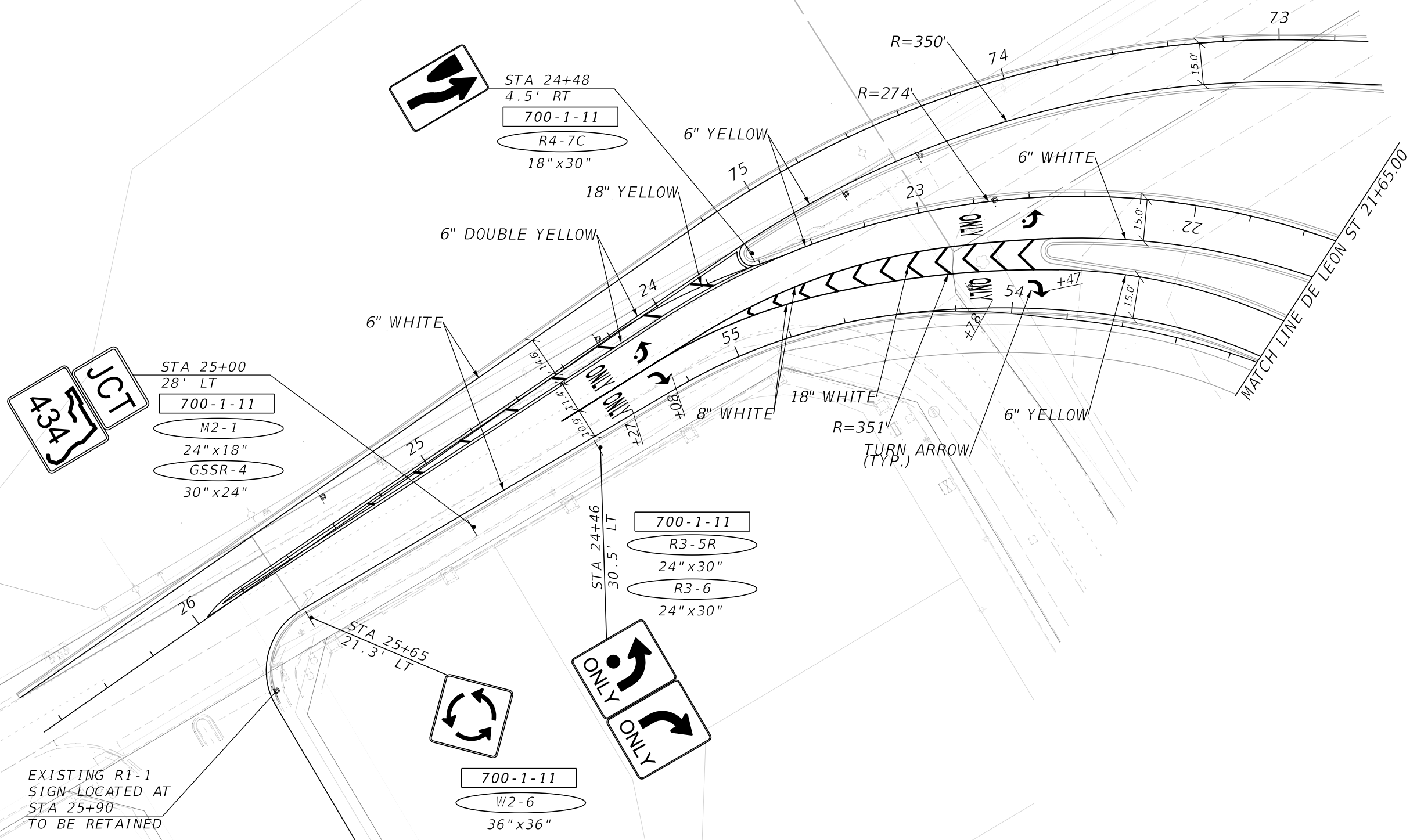
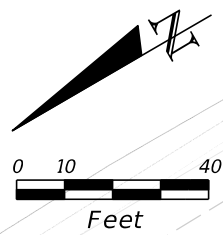
18" x 30"



6" DOUBLE YELLOW

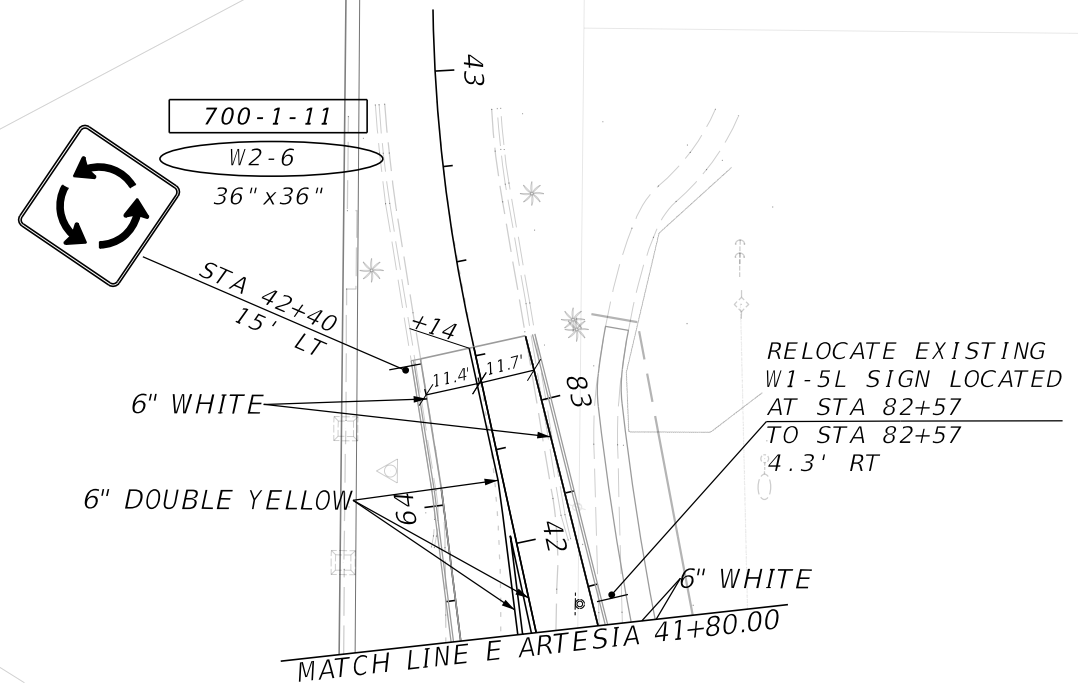
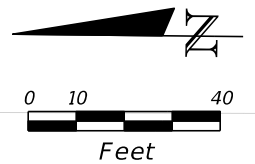


REVISIONS				BRANDON W. KELLEY, P.E. P.E. NO.: 88997 KITTELSON & ASSOCIATES, INC. 225 E. ROBINSON STREET, SUITE 355 ORLANDO, FL 32801 CERTIFICATE OF AUTHORIZATION: 007524	STATE OF FLORIDA DEPARTMENT OF TRANSPORTATION				SEMINOLE COUNTY <small>Florida's Heartland</small>	SIGNING AND MARKING PLAN	SHEET NO. S-23
DATE	DESCRIPTION	DATE	DESCRIPTION		ROAD NO.	COUNTY	CIP #	FINANCIAL PROJECT ID			
			PRELIMINARY	SR 434	SEMINOLE	3047-20	446491-1-38-01				



EXISTING R1-1
SIGN LOCATED AT
STA 25+90
TO BE RETAINED

REVISIONS		DESCRIPTION		BRANDON W. KELLEY, P.E. P.E. NO.: 88997 KITTELSON & ASSOCIATES, INC. 225 E. ROBINSON STREET, SUITE 355 ORLANDO, FL 32801 CERTIFICATE OF AUTHORIZATION: 007524	STATE OF FLORIDA DEPARTMENT OF TRANSPORTATION				SEMINOLE COUNTY ESTABLISHED 1822	SHEET NO. S-24
DATE	DESCRIPTION	DATE	DESCRIPTION		ROAD NO.	COUNTY	CIP #	FINANCIAL PROJECT ID		
			PRELIMINARY		SR 434	SEMINOLE	3047-20	446491-1-38-01		



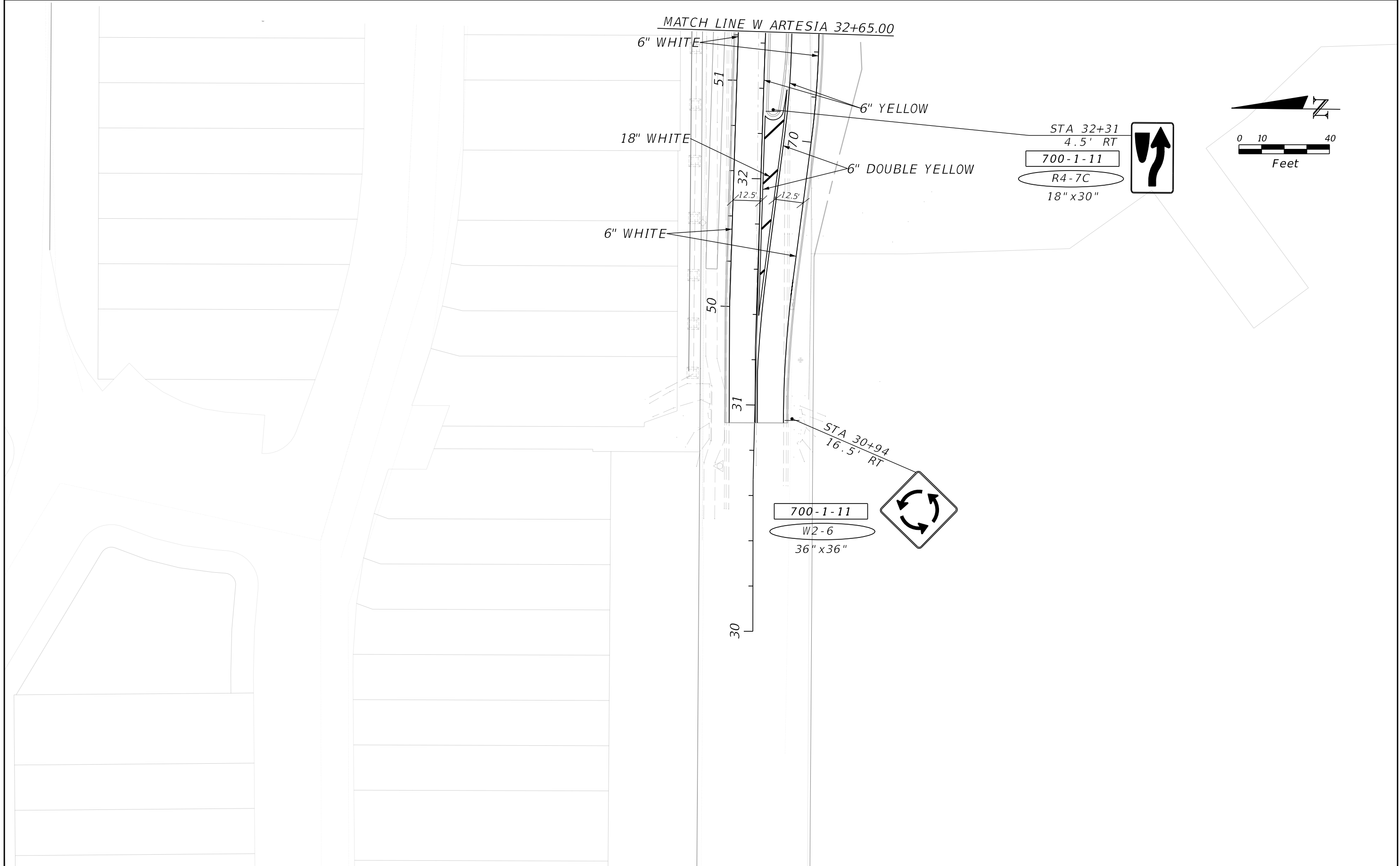
REVISIONS		DATE	DESCRIPTION
			PRELIMINARY

BRANDON W. KELLEY, P.E.
 P.E. NO.: 88997
 KITTELSON & ASSOCIATES, INC.
 225 E. ROBINSON STREET, SUITE 355
 ORLANDO, FL 32801
 CERTIFICATE OF AUTHORIZATION: 007524

STATE OF FLORIDA DEPARTMENT OF TRANSPORTATION			
ROAD NO.	COUNTY	CIP #	FINANCIAL PROJECT ID
SR 434	SEMINOLE	3047-20	446491-1-38-01

**SIGNING AND
MARKING PLAN**

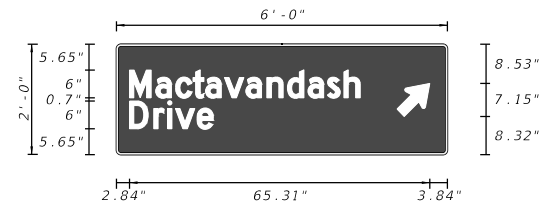
SHEET
NO.
S-25



REVISIONS				STATE OF FLORIDA DEPARTMENT OF TRANSPORTATION				SIGNING AND MARKING PLAN		SHEET NO.
DATE	DESCRIPTION	DATE	DESCRIPTION	ROAD NO.	COUNTY	CIP #	FINANCIAL PROJECT ID			
			PRELIMINARY	SR 434	SEMINOLE	3047-20	446491-1-38-01		S-26	

BRANDON W. KELLEY, P.E.
P.E. NO.: 88997
KITTELSON & ASSOCIATES, INC.
225 E. ROBINSON STREET, SUITE 355
ORLANDO, FL 32801
CERTIFICATE OF AUTHORIZATION: 007524

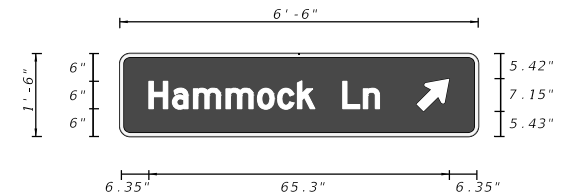
SIGN NAME	DI-Id	QTY	1	SIGN NO.	STATION(S)
PANEL	BORDER	none			
WIDTH	6'-0"	WIDTH	0.38"		
HEIGHT	2'-0"	RADII	1"		
LEGEND	White	COLOR	White		
COLOR	Green				
SYMBOL(S)	ANGLE	X	Y	WID	HT
AR_Type D	315	61.0	8.3	6	9
SIGN NO.	NO. OF POSTS	EDGE OF LANE CLEARANCE	COLUMN SIZE	AVERAGE LENGTH	



NO. OF LIGHT FIXTURES	FIXTURE SPACING	PHOTOMETRIC CURVE	WATT	VOLTAGE
-----------------------	-----------------	-------------------	------	---------

COPY	M	a	c	t	a	v	a	n	d	a	s	h	L		
SPACE	2.8	8.5	12.9	16.6	19.4	23.5	28.2	32.7	37.2	41.7	45.9	49.5	50.2		
COPY	D	r	i	v	e	L									
SPACE	2.8	8.1	11.1	12.8	17.5	18.2									

SIGN NAME	DI-Id_2012	QTY	1	SIGN NO.	STATION(S)
PANEL	BORDER	none			
WIDTH	6'-6"	WIDTH	0.75"		
HEIGHT	1'-6"	RADII	2.25"		
LEGEND	White	COLOR	White		
COLOR	Green				
SYMBOL(S)	ANGLE	X	Y	WID	HT
AR_Type D	315	64.5	5.4	6	9
SIGN NO.	NO. OF POSTS	EDGE OF LANE CLEARANCE	COLUMN SIZE	AVERAGE LENGTH	



NO. OF LIGHT FIXTURES	FIXTURE SPACING	PHOTOMETRIC CURVE	WATT	VOLTAGE
-----------------------	-----------------	-------------------	------	---------

COPY	H	a	m	m	o	c	k	L	n	L				
SPACE	6.3	11.4	16.0	23.1	29.9	34.3	38.6	42.5	48.5	53.0	50.2			

SIGN NAME	DI-Id_2012	QTY	2	SIGN NO.	STATION(S)
PANEL	BORDER	none			
WIDTH	5'-5"	WIDTH	0.75"		
HEIGHT	1'-6"	RADII	2.25"		
LEGEND	White	COLOR	White		
COLOR	Green				
SYMBOL(S)	ANGLE	X	Y	WID	HT
AR_Type D	315	51.4	5.4	6	9
SIGN NO.	NO. OF POSTS	EDGE OF LANE CLEARANCE	COLUMN SIZE	AVERAGE LENGTH	



NO. OF LIGHT FIXTURES	FIXTURE SPACING	PHOTOMETRIC CURVE	WATT	VOLTAGE
-----------------------	-----------------	-------------------	------	---------

SIGN NAME	QTY	SIGN NO.	STATION(S)		
PANEL	BORDER				
WIDTH	WIDTH				
HEIGHT	RADII				
LEGEND	COLOR				
COLOR					
SYMBOL(S)	ANGLE	X	Y	WID	HT
SIGN NO.	NO. OF POSTS	EDGE OF LANE CLEARANCE	COLUMN SIZE	AVERAGE LENGTH	

NO. OF LIGHT FIXTURES	FIXTURE SPACING	PHOTOMETRIC CURVE	WATT	VOLTAGE
-----------------------	-----------------	-------------------	------	---------

COPY	A	r	t	e	s	i	a	S	t	L		
SPACE	6.5	12.4	14.8	17.6	21.7	25.3	27.1	30.5	36.5	41.0	36.9	

COPY												
SPACE												

REVISIONS			
DATE	DESCRIPTION	DATE	DESCRIPTION
			PRELIMINARY

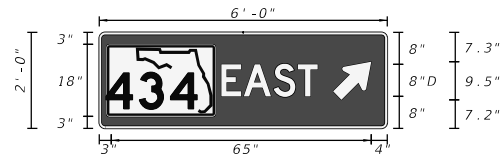
BRANDON W. KELLEY, P.E.
P.E. NO.: 88997
KITTELSON & ASSOCIATES, INC.
225 E. ROBINSON STREET, SUITE 355
ORLANDO, FL 32801
CERTIFICATE OF AUTHORIZATION: 007524

STATE OF FLORIDA DEPARTMENT OF TRANSPORTATION				SEMINOLE COUNTY FOUNDED 1888	
ROAD NO.	COUNTY	CIP #	FINANCIAL PROJECT ID		
SR 434	SEMINOLE	3047-20	446491-1-38-01		

GUIDE SIGN WORKSHEET

SHEET NO.
S-27

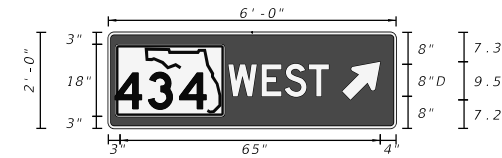
SIGN NAME	DI-Id	QTY	2	SIGN NO.		STATION(S)	
PANEL	BORDER						none
WIDTH	6'-0"	WIDTH	0.5"				
HEIGHT	2'-0"	RADII	1.5"				
LEGEND	White	COLOR	White				
COLOR	Green						
SYMBOL(S)	ANGLE	X	Y	WID	HT		
AR_Type D	315	58.5	7.2	8	12		
F28_2	0	3	3	22.5	18		
SIGN NO.	NO. OF POSTS	EDGE OF LANE CLEARANCE	COLUMN SIZE	AVERAGE LENGTH			



NO. OF LIGHT FIXTURES	FIXTURE SPACING	PHOTOMETRIC CURVE	WATT	VOLTAGE
-----------------------	-----------------	-------------------	------	---------

COPY	E	A	S	T	L														
SPACE	30.6	36.2	43.6	49.7	24.1														
COPY																			
SPACE																			
COPY																			
SPACE																			
COPY																			
SPACE																			
COPY																			
SPACE																			
COPY																			
SPACE																			

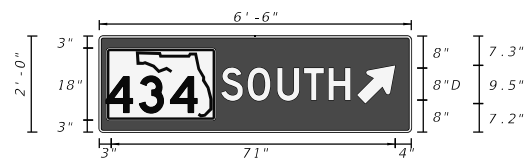
SIGN NAME	DI-Id	QTY	2	SIGN NO.		STATION(S)	
PANEL	BORDER						none
WIDTH	6'-0"	WIDTH	0.5"				
HEIGHT	2'-0"	RADII	1.5"				
LEGEND	White	COLOR	White				
COLOR	Green						
SYMBOL(S)	ANGLE	X	Y	WID	HT		
AR_Type D	315	58.5	7.2	8	12		
F28_2	0	3	3	22.5	18		
SIGN NO.	NO. OF POSTS	EDGE OF LANE CLEARANCE	COLUMN SIZE	AVERAGE LENGTH			



NO. OF LIGHT FIXTURES	FIXTURE SPACING	PHOTOMETRIC CURVE	WATT	VOLTAGE
-----------------------	-----------------	-------------------	------	---------

COPY	W	E	S	T	L														
SPACE	30	38.4	44.1	50.2	25.1														
COPY																			
SPACE																			
COPY																			
SPACE																			
COPY																			
SPACE																			
COPY																			
SPACE																			
COPY																			
SPACE																			

SIGN NAME	DI-Id	QTY	1	SIGN NO.		STATION(S)	
PANEL	BORDER						none
WIDTH	6'-6"	WIDTH	0.5"				
HEIGHT	2'-0"	RADII	1.5"				
LEGEND	White	COLOR	White				
COLOR	Green						
SYMBOL(S)	ANGLE	X	Y	WID	HT		
AR_Type D	315	64.5	7.2	8	12		
F28_2	0	1.7	2.9	27.4	18		
SIGN NO.	NO. OF POSTS	EDGE OF LANE CLEARANCE	COLUMN SIZE	AVERAGE LENGTH			



NO. OF LIGHT FIXTURES	FIXTURE SPACING	PHOTOMETRIC CURVE	WATT	VOLTAGE
-----------------------	-----------------	-------------------	------	---------

COPY	S	O	U	T	H	L													
SPACE	30.5	37.1	44.5	51.2	57.3	32.3													
COPY																			
SPACE																			
COPY																			
SPACE																			
COPY																			
SPACE																			
COPY																			
SPACE																			
COPY																			
SPACE																			

SIGN NAME	DI-Id	QTY	1	SIGN NO.		STATION(S)	
PANEL	BORDER						none
WIDTH	6'-6"	WIDTH	0.5"				
HEIGHT	2'-0"	RADII	1.5"				
LEGEND	White	COLOR	White				
COLOR	Green						
SYMBOL(S)	ANGLE	X	Y	WID	HT		
AR_Type D	315	64.5	7.2	8	12		
F28_2	0	1.7	2.9	27.4	18		
SIGN NO.	NO. OF POSTS	EDGE OF LANE CLEARANCE	COLUMN SIZE	AVERAGE LENGTH			



NO. OF LIGHT FIXTURES	FIXTURE SPACING	PHOTOMETRIC CURVE	WATT	VOLTAGE
-----------------------	-----------------	-------------------	------	---------

COPY	N	O	R	T	H	L													
SPACE	30.4	37.6	45	51.1	57.3	32.3													
COPY																			
SPACE																			
COPY																			
SPACE																			
COPY																			
SPACE																			
COPY																			
SPACE																			
COPY																			
SPACE																			

REVISIONS			
DATE	DESCRIPTION	DATE	DESCRIPTION
			PRELIMINARY

BRANDON W. KELLEY, P.E.
P.E. NO.: 88997
KITTELSON & ASSOCIATES, INC.
225 E. ROBINSON STREET, SUITE 355
ORLANDO, FL 32801
CERTIFICATE OF AUTHORIZATION: 007524

STATE OF FLORIDA DEPARTMENT OF TRANSPORTATION				SEMINOLE COUNTY Florida's Finest People	
ROAD NO.	COUNTY	CIP #	FINANCIAL PROJECT ID		
SR 434	SEMINOLE	3047-20	446491-1-38-01		

GUIDE SIGN WORKSHEET

SHEET NO.
S-28

SIGN NAME	W6-8P	QTY	2	SIGN NO.		STATION(S)	
PANEL	BORDER						none
WIDTH	4'-4"	WIDTH	0.5"				
HEIGHT	0'-8"	RADII	1"				
LEGEND	Black	COLOR	Black				
COLOR	Yellow						
SYMBOL(S)	ANGLE	X	Y	WID	HT		
SIGN NO.	NO. OF POSTS	EDGE OF LANE CLEARANCE	COLUMN SIZE	AVERAGE LENGTH			



NO. OF LIGHT FIXTURES	FIXTURE SPACING	PHOTOMETRIC CURVE	WATT	VOLTAGE
-----------------------	-----------------	-------------------	------	---------

COPY	M	a	c	t	a	v	a	n	d	a	s	h	L						
SPACE	4.5	9	12	14.6	16.7	19.5	22.6	25.8	28.8	31.8	34.8	37.7	35.7						

COPY	D	r	L												
SPACE	44	47.5	5												

COPY														
SPACE														

COPY														
SPACE														

COPY														
SPACE														

COPY														
SPACE														

SIGN NAME	W6-8P	QTY	2	SIGN NO.		STATION(S)	
PANEL	BORDER						none
WIDTH	3'-0"	WIDTH	0.5"				
HEIGHT	0'-8"	RADII	1"				
LEGEND	Black	COLOR	Black				
COLOR	Yellow						
SYMBOL(S)	ANGLE	X	Y	WID	HT		
SIGN NO.	NO. OF POSTS	EDGE OF LANE CLEARANCE	COLUMN SIZE	AVERAGE LENGTH			



NO. OF LIGHT FIXTURES	FIXTURE SPACING	PHOTOMETRIC CURVE	WATT	VOLTAGE
-----------------------	-----------------	-------------------	------	---------

COPY	A	r	t	e	s	i	a	L						
SPACE	4.5	9.1	11.1	13.2	16	18.9	20.2	18.1						

COPY	s	t	L												
SPACE	26.5	29.4	4.6												

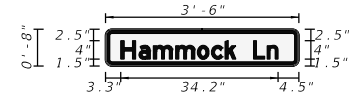
COPY														
SPACE														

COPY														
SPACE														

COPY														
SPACE														

COPY														
SPACE														

SIGN NAME	W6-8P	QTY	2	SIGN NO.		STATION(S)	
PANEL	BORDER						none
WIDTH	3'-6"	WIDTH	0.5"				
HEIGHT	0'-8"	RADII	1"				
LEGEND	Black	COLOR	Black				
COLOR	Yellow						
SYMBOL(S)	ANGLE	X	Y	WID	HT		
SIGN NO.	NO. OF POSTS	EDGE OF LANE CLEARANCE	COLUMN SIZE	AVERAGE LENGTH			



NO. OF LIGHT FIXTURES	FIXTURE SPACING	PHOTOMETRIC CURVE	WATT	VOLTAGE
-----------------------	-----------------	-------------------	------	---------

COPY	H	a	m	m	o	c	k	L						
SPACE	3.3	7.3	10.4	15.2	19.9	23	25.9	25						

COPY	L	n	L												
SPACE	32.1	35.1	5.4												

COPY														
SPACE														

COPY														
SPACE														

COPY														
SPACE														

COPY														
SPACE														

SIGN NAME		QTY		SIGN NO.		STATION(S)	
PANEL	BORDER						
WIDTH	WIDTH						
HEIGHT	RADII						
LEGEND	COLOR						
COLOR							
SYMBOL(S)	ANGLE	X	Y	WID	HT		
SIGN NO.	NO. OF POSTS	EDGE OF LANE CLEARANCE	COLUMN SIZE	AVERAGE LENGTH			

NO. OF LIGHT FIXTURES	FIXTURE SPACING	PHOTOMETRIC CURVE	WATT	VOLTAGE
-----------------------	-----------------	-------------------	------	---------

COPY														
SPACE														

COPY														
SPACE														

COPY														
SPACE														

COPY														
SPACE														

COPY														
SPACE														

COPY														
SPACE														

REVISIONS			
DATE	DESCRIPTION	DATE	DESCRIPTION
			PRELIMINARY

BRANDON W. KELLEY, P.E.
P.E. No.: 88997
KITTELSON & ASSOCIATES, INC.
225 E. ROBINSON STREET, SUITE 355
ORLANDO, FL 32801
CERTIFICATE OF AUTHORIZATION: 007524

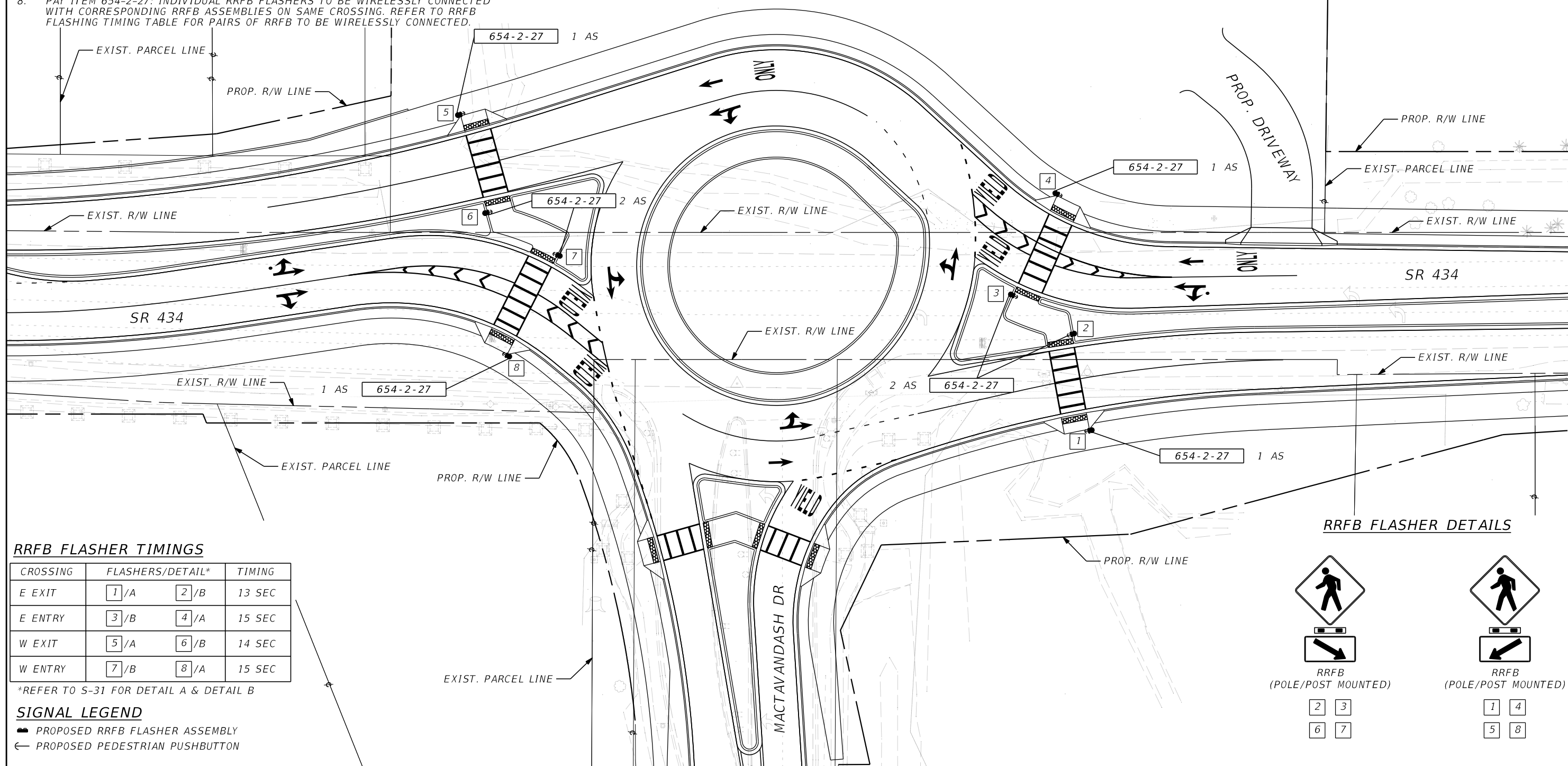
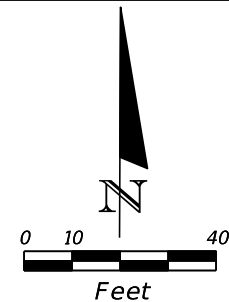
STATE OF FLORIDA				SEMINOLE COUNTY			
DEPARTMENT OF TRANSPORTATION				EST. 1995			
ROAD NO.	COUNTY	CIP #	FINANCIAL PROJECT ID				
SR 434	SEMINOLE	3047-20	446491-1-38-01				

SHEET NO.	
S-29	

GUIDE SIGN WORKSHEET

NOTES:

1. REFER TO SHEETS S-31 AND S-32 FOR RRFB DETAILS
2. REFER TO SHEET S-12 FOR POLE LOCATION INFORMATION
3. RRFBs TO PROVIDE COMMUNICATION BY RADIO TRANSMISSION BETWEEN UNITS. REFER TO FDOT'S APL FOR RRFBs: fdotwp1.dot.state.fl.us/ApprovedProductList/ProductTypes/Index/491
4. EACH CONTROLLER SHALL BE EQUIPPED WITH REMOTE CELLULAR COMMUNICATION WITH A 10 YEAR SERVICE PLAN THAT IS CONSISTENT WITH FDOT MONITORING SYSTEM.
5. WHERE ANY SIGNAL EQUIPMENT REQUIRING FOUNDATIONS ARE PROPOSED WITHIN 4 FEET OF ANY UNDERGROUND UTILITY, THE UTILITY SHALL BE LOCATED AND PROTECTED AND THE INITIAL 5 FEET OF THE SHAFT INSTALLATION SHALL BE HAND DUG.
6. THE LOCATION OF THE RRFB POLES MAY REQUIRE MINOR FIELD ADJUSTMENTS IN ORDER TO AVOID UTILITY CONFLICTS.
7. PAY ITEM 654-2-27: REFER TO FDOT INDEX NO 654-001 FOR TYPICAL RRFB INSTALLATION DETAILS.
8. PAY ITEM 654-2-27: INDIVIDUAL RRFB FLASHERS TO BE WIRELESSLY CONNECTED WITH CORRESPONDING RRFB ASSEMBLIES ON SAME CROSSING. REFER TO RRFB FLASHING TIMING TABLE FOR PAIRS OF RRFB TO BE WIRELESSLY CONNECTED.



RRFB FLASHER TIMINGS

CROSSING	FLASHERS/DETAIL*	TIMING
E EXIT	1/A 2/B	13 SEC
E ENTRY	3/B 4/A	15 SEC
W EXIT	5/A 6/B	14 SEC
W ENTRY	7/B 8/A	15 SEC

*REFER TO S-31 FOR DETAIL A & DETAIL B

SIGNAL LEGEND

- ▬ PROPOSED RRFB FLASHER ASSEMBLY
- ← PROPOSED PEDESTRIAN PUSHBUTTON

RRFB FLASHER DETAILS



2 3
6 7



1 4
5 8

REVISIONS		DATE	DESCRIPTION

PRELIMINARY

JON CRISAFI, P.E.
P.E. NO.: 89485
KITTELSON & ASSOCIATES, INC.
225 E. ROBINSON STREET, SUITE 355
ORLANDO, FL 32801
CERTIFICATE OF AUTHORIZATION: 007524

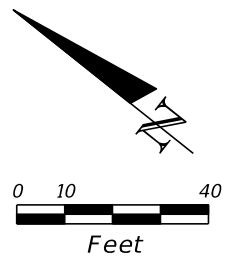
STATE OF FLORIDA DEPARTMENT OF TRANSPORTATION			
ROAD NO.	COUNTY	CIP #	FINANCIAL PROJECT ID
SR 434	SEMINOLE	3047-20	446491-1-38-01

SR 434
RRFB SYSTEM PLAN

SHEET NO.
S-30

NOTES:

1. REFER TO SHEETS S-31 AND S-32 FOR RRFB DETAILS
2. REFER TO SHEETS S-18 FOR POLE LOCATION INFORMATION
3. RRFBs TO PROVIDE COMMUNICATION BY RADIO TRANSMISSION BETWEEN UNITS. REFER TO FDOT'S APL FOR RRFBs: fdotwp1.dot.state.fl.us/ApprovedProductList/ProductTypes/Index/491
4. EACH CONTROLLER SHALL BE EQUIPPED WITH REMOTE CELLULAR COMMUNICATION WITH A 10 YEAR SERVICE PLAN THAT IS CONSISTENT WITH FDOT MONITORING SYSTEM.
5. WHERE ANY SIGNAL EQUIPMENT REQUIRING FOUNDATIONS ARE PROPOSED WITHIN 4 FEET OF ANY UNDERGROUND UTILITY, THE UTILITY SHALL BE LOCATED AND PROTECTED AND THE INITIAL 5 FEET OF THE SHAFT INSTALLATION SHALL BE HAND DUG.
6. THE LOCATION OF THE RRFB POLES MAY REQUIRE MINOR FIELD ADJUSTMENTS IN ORDER TO AVOID UTILITY CONFLICTS.
7. PAY ITEM 654-2-27: REFER TO FDOT INDEX NO 654-001 FOR TYPICAL RRFB INSTALLATION DETAILS.
8. PAY ITEM 654-2-27: INDIVIDUAL RRFB FLASHERS TO BE WIRELESSLY CONNECTED WITH CORRESPONDING RRFB ASSEMBLIES ON SAME CROSSING. REFER TO RRFB FLASHING TIMING TABLE FOR PAIRS OF RRFB TO BE WIRELESSLY CONNECTED.



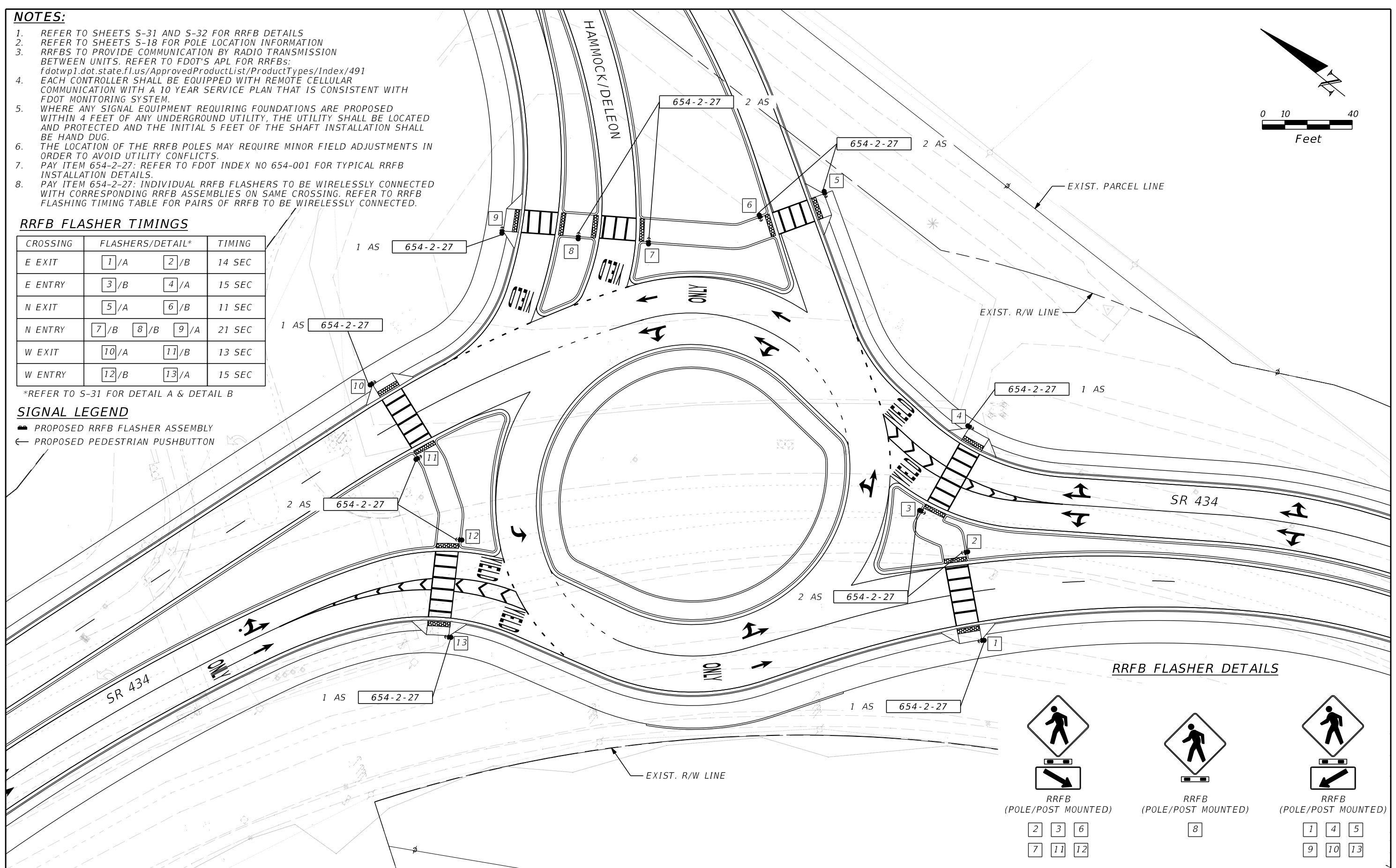
RRFB FLASHER TIMINGS

CROSSING	FLASHERS/DETAIL*	TIMING
E EXIT	1/A 2/B	14 SEC
E ENTRY	3/B 4/A	15 SEC
N EXIT	5/A 6/B	11 SEC
N ENTRY	7/B 8/B 9/A	21 SEC
W EXIT	10/A 11/B	13 SEC
W ENTRY	12/B 13/A	15 SEC

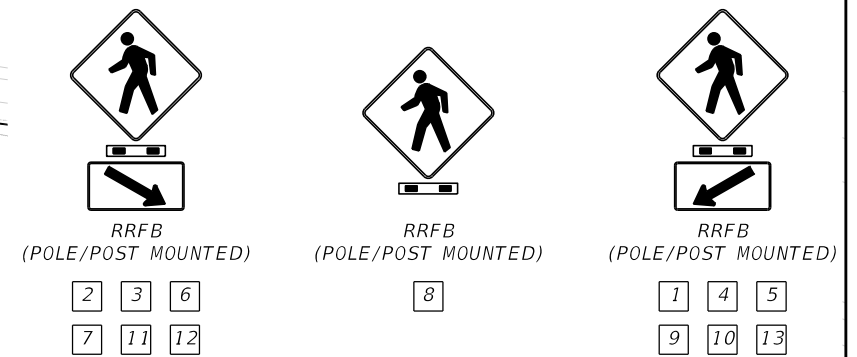
*REFER TO S-31 FOR DETAIL A & DETAIL B

SIGNAL LEGEND

- ▬ PROPOSED RRFB FLASHER ASSEMBLY
- ← PROPOSED PEDESTRIAN PUSHBUTTON



RRFB FLASHER DETAILS



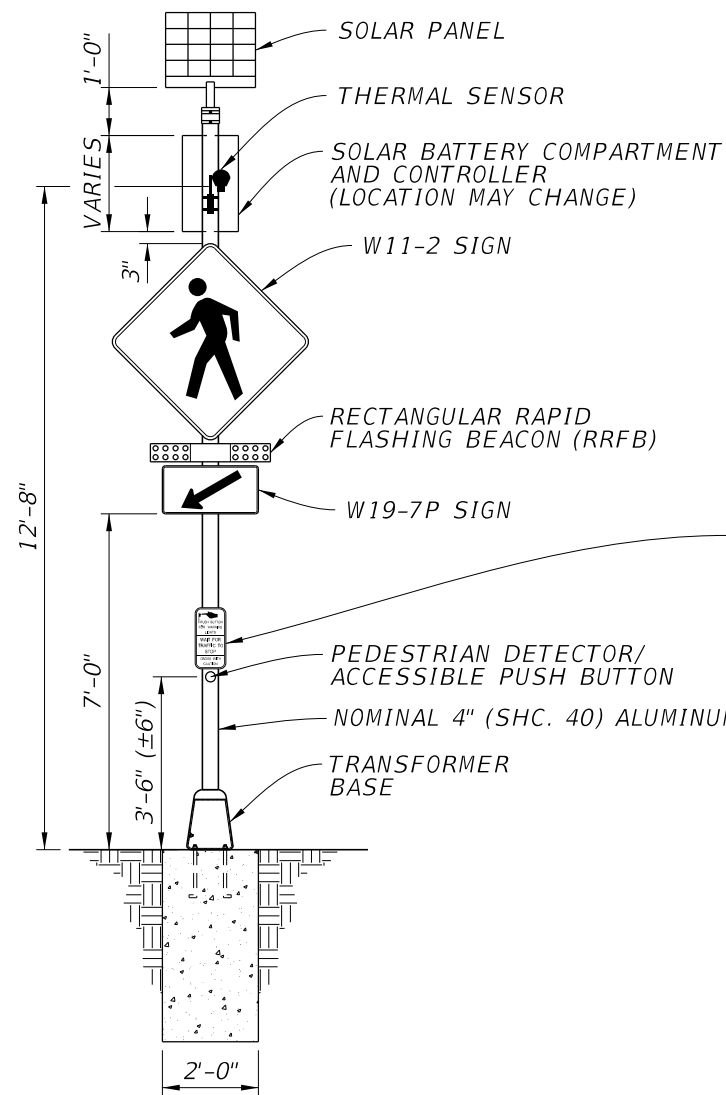
REVISIONS		DATE	DESCRIPTION

JON CRISAFI, P.E.
P.E. NO.: 89485
KITTELSON & ASSOCIATES, INC.
225 E. ROBINSON STREET, SUITE 355
ORLANDO, FL 32801
CERTIFICATE OF AUTHORIZATION: 007524

STATE OF FLORIDA DEPARTMENT OF TRANSPORTATION			
ROAD NO.	COUNTY	CIP #	FINANCIAL PROJECT ID
SR 434	SEMINOLE	3047-20	446491-1-38-01

SR 434
RRFB SYSTEM PLAN

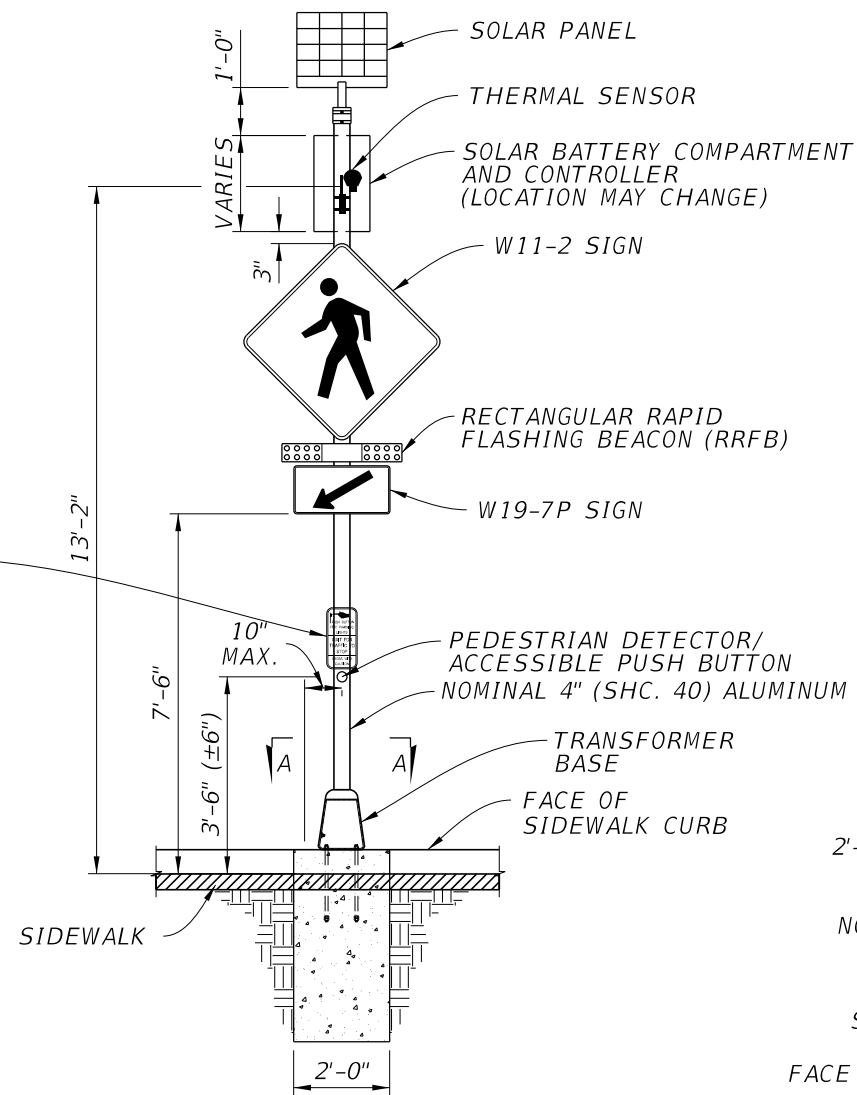
SHEET NO.
S-31



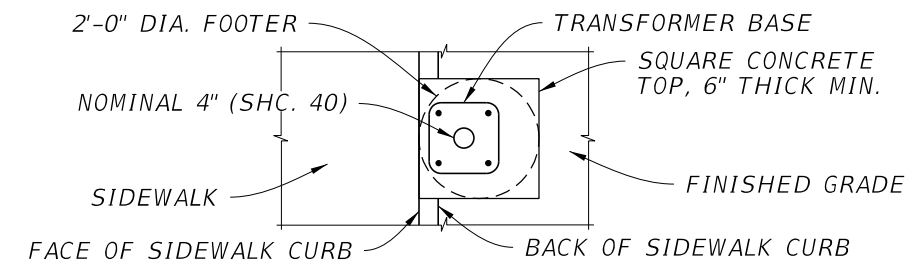
DETAIL A
 RECTANGULAR RAPID
 FLASHING BEACON
 TOP OF FOUNDATION
 FLUSH WITH SIDEWALK



FTP-68C-21 SIGN
 (SEE INDEX 700-102
 FOR SIGN DETAILS)



DETAIL B
 RECTANGULAR RAPID
 FLASHING BEACON
 TOP OF FOUNDATION
 FLUSH WITH CURB



SECTION A-A

REVISIONS			
DATE	DESCRIPTION	DATE	DESCRIPTION
			PRELIMINARY

JON CRISAFI, P.E.
 P.E. NO.: 89485
 KITTELSON & ASSOCIATES, INC.
 225 E. ROBINSON STREET, SUITE 355
 ORLANDO, FL 32801
 CERTIFICATE OF AUTHORIZATION: 007524

STATE OF FLORIDA DEPARTMENT OF TRANSPORTATION			
ROAD NO.	COUNTY	CIP #	FINANCIAL PROJECT ID
SR 434	SEMINOLE	3047-20	446491-1-38-01

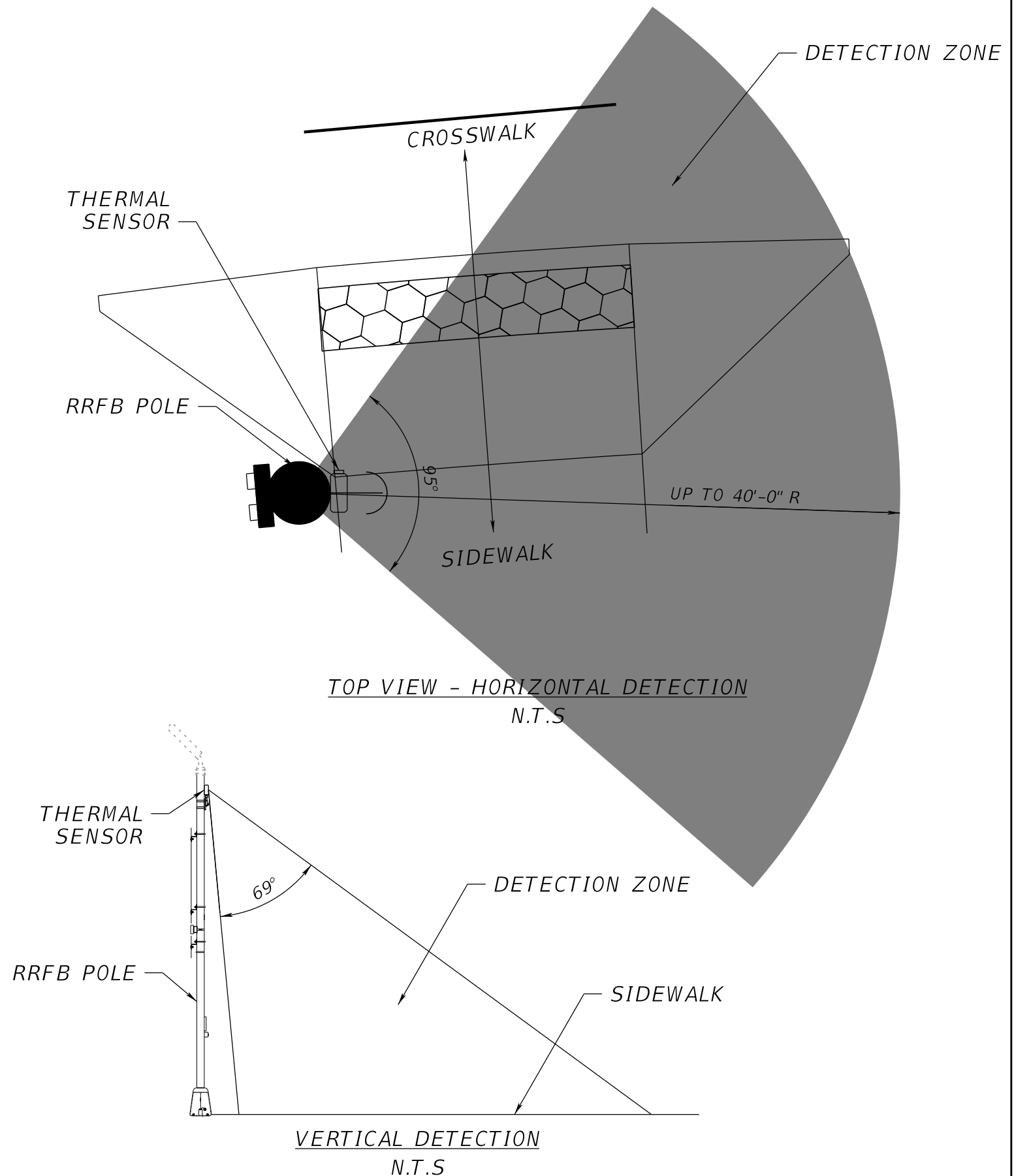
SR 434
RRFB SPECIAL DETAILS

SHEET NO.
S-32

PEDESTRIAN THERMAL SENSOR

SPECIFICATIONS

POWER INPUT	12 to 42V DC		
POWER CONSUMPTION	3 watts		
SENSOR OPTIONS	LENS TYPE	FIELD OF VIEW	DETECTION DISTANCE
	95°	Horizontal: 95° Vertical: 69°	0 to 40 feet
	56°	Horizontal: 56° Vertical: 45°	33 to 82 feet
DETECTION ZONES	Up to 8		
INSTALLATION HEIGHT	11.5 to 26 feet; dependent on number of zones to monitor and location of sensor		
THERMAL SENSOR DETECTOR TYPE	Long Wave Infrared (8 to 14 um)		
CONFIGURATION	Ethernet, Wifi		
HOUSING	Aluminum with sunshield		
BRACKET	Aluminum, horizontal or vertically fixed with banding straps		
ENCLOSURE	IP-67 rated		
MATERIALS	All weatherproof UV-resistant		
SHOCK & VIBRATION	NEMA TS2		
FCC	FCC part 15 class A		
OPERATING TEMPERATURE RANGE	-40°F to 131°F (-40°C to 55°C)		
DIMENSIONS (INCLUDING BRACKET)	Horizontally mounted: 8.3"W x 10.8"H x 2.0"D		
	Vertically mounted: 6.4"W x 12.7"H x 2.2"D		



NOTE:

1. TAPCO THERMAL DETECTOR OR SIMILAR PRODUCT FROM FDOT APL.

DATE		DESCRIPTION		DATE		DESCRIPTION		JON CRISAFI, P.E. P.E. NO.: 89485 KITTELSON & ASSOCIATES, INC. 225 E. ROBINSON STREET, SUITE 355 ORLANDO, FL 32801 CERTIFICATE OF AUTHORIZATION: 007524	STATE OF FLORIDA DEPARTMENT OF TRANSPORTATION 				SR 434 RRFB SPECIAL DETAILS	SHEET NO.			
		PRELIMINARY							<table border="1"> <tr> <th>ROAD NO.</th> <th>COUNTY</th> <th>CIP #</th> <th>FINANCIAL PROJECT ID</th> </tr> <tr> <td>SR 434</td> <td>SEMINOLE</td> <td>3047-20</td> <td>446491-1-38-01</td> </tr> </table>	ROAD NO.	COUNTY	CIP #		FINANCIAL PROJECT ID	SR 434	SEMINOLE	3047-20
ROAD NO.	COUNTY	CIP #	FINANCIAL PROJECT ID														
SR 434	SEMINOLE	3047-20	446491-1-38-01														